

Responsive Management



NEW JERSEY DEER HUNTER SATISFACTION

**Conducted for the New Jersey Division of Fish and Wildlife
by Responsive Management**

2006

NEW JERSEY DEER HUNTER SATISFACTION

2006

Responsive Management National Office

Mark Damian Duda, Executive Director
Peter E. De Michele, Ph.D., Director of Research
Martin Jones, Research Associate
Andrea Criscione, Research Associate
Chad Craun, Research Associate
Caitlin MacRae, Research Associate
Sherry Cox, Research Associate
Tim Winegord, Survey Center Manager
Jared Martin-Basye, Survey Center Assistant Manager
Alison Lanier, Business Manager
Steven J. Bissell, Ph.D., Qualitative Research Associate
James B. Herrick, Ph.D., Research Associate

130 Franklin Street
Harrisonburg, VA 22801
Phone: 540/432-1888 Fax: 540/432-1892
E-mail: mark@responsivemanagement.com
www.responsivemanagement.com

Acknowledgements

Responsive Management would like to thank Carole Kandoth, Principle Biologist of the New Jersey Division of Fish and Wildlife, for her input, support, and guidance on this project.

EXECUTIVE SUMMARY

OVERALL PARTICIPATION IN DEER HUNTING IN NEW JERSEY

- Deer hunters were asked how many years they have hunted in New Jersey: the responses followed a bell curve, with the most common answer falling from 30 to 39 years (26% gave a response that fell within this category).

PARTICIPATION IN BOWHUNTING

- Fall bow season is the most popular bow season with a majority of deer hunters (57%) participating. There were smaller yet substantial deer hunter turnouts for permit bow season (38% of deer hunters hunted during this season) and winter bow season (12%).
- Deer hunters participated in bowhunting approximately the same number of days during each of the bowhunting seasons, with a majority of deer hunters who hunted during each season giving a response falling from 5 to 24 days.
- Most commonly, bowhunters indicated that they are hunting with a bow in New Jersey about the same amount as they had in previous years (40% gave this response). Otherwise, bowhunters were fairly evenly split between hunting more (30%) and hunting less (29%) than in previous years.
 - Trends analysis shows that the percentage of bowhunters who reported hunting with a bow the same amount as in previous years increased from 1998 to 2006 (30% in 1998 compared to 40% in 2006). Conversely, the percentages of bowhunters who reported hunting more and who reported hunting less decreased slightly.

PARTICIPATION IN MUZZLELOADER HUNTING

- Almost half (47%) of deer hunters hunted during the 2005-06 muzzleloader season. Of those who hunted during muzzleloader season, 32% participated 1 to 4 days and 31% participated 5 to 9 days.

- A slight majority of deer hunters (52%) who hunted during the muzzleloader season said they are hunting about the same amount as in previous years. A substantial percentage (33%) indicated they are hunting more with a muzzleloader than in previous years.
 - Trends analysis shows that the percentage of muzzleloader hunters who reported hunting more than in previous years decreased from 41% in 1998 to 33% in 2006. Those who reported hunting about the same amount as or less than in previous years increased slightly from 1998 to 2006.

PARTICIPATION IN SHOTGUN HUNTING

- The six-day firearm season is the most popular of the hunting seasons, with a large majority of deer hunters (78%) participating. Nonetheless, nearly half of deer hunters (48%) participated in the 2005-06 permit shotgun season.
- Deer hunters took advantage of the six-day firearm season, most commonly (27%) hunting on all 6 days; however, a substantial percentage (21%) only hunted 2 days. Deer hunters were less avid during the permit shotgun season, with a majority of those who participated (51%) only hunting 1 to 4 days during the season.
- A slight majority of those who hunted with a shotgun (53%) said they are hunting about the same amount with a shotgun as they did in previous years. Only 19% indicated that they are hunting more with a shotgun than previous years, and a substantial percentage (28%) said they are hunting less.
 - When compared to those in the 1998 study, current shotgun hunters were more likely to say they are hunting more with a shotgun than they had in previous years.

PARTICIPATION IN THE BANK-A-DOE PROGRAM

- Deer hunters were asked if they participated in the new Bank-A-Doe program during the 2005 fall bow or permit bow seasons in specified Earn-A-Buck zones. A large majority of deer hunters (75%) did not participate in the program.

- Of the deer hunters who participated in the program, 63% were able to successfully Bank-A-Doe during the 2005 fall bow or permit bow seasons.

BOWHUNTING HARVESTS

- Bowhunters were asked about their success in harvesting antlered deer during the fall bow, permit bow, and winter bow seasons. The large majority of deer hunters did not harvest an antlered deer during each of the three bowhunting seasons.
- Bowhunters were also asked about their antlerless deer harvest in each of the bowhunting seasons. Responses were similar for the three bowhunting seasons. The majority of bowhunters did not harvest any deer in each of the seasons.

MUZZLELOADER HARVESTS

- Hunters who hunted deer with a muzzleloader were asked about their success in harvesting antlered deer during the 2005-06 muzzleloader season. A majority of muzzleloader hunters (75%) indicated they did not harvest an antlered deer.
- When asked how many antlerless deer they harvested during the 2005-06 season, a majority of muzzleloader hunters (67%) reported that they did not harvest any antlerless deer. Nonetheless, about a quarter of muzzleloader hunters (26%) did successfully harvest one antlerless deer during the muzzleloader season.

SHOTGUN HARVESTS

- Deer hunters who hunted with a shotgun were asked about their success in harvesting antlered deer during the 2005 six-day firearm season and the 2005-06 permit shotgun season.
 - A large majority of the deer hunters who participated in the six-day firearm season (75%) did not successfully harvest an antlered deer. A substantial percentage (21%) harvested one deer.

- A majority of shotgun hunters (66%) did not harvest an antlerless deer during the 2005-06 permit shotgun season. Most commonly, those who did harvest antlerless deer harvested only one during the shotgun season.

RATINGS OF THE PERFORMANCE OF THE NEW JERSEY DIVISION OF FISH AND WILDLIFE

- When asked to rate the performance of the New Jersey Division of Fish and Wildlife, most deer hunters were highly positive in their response, with a majority (74%) indicating they think the Division is doing an “excellent” or “good” job of managing the overall deer population in New Jersey.
 - Respondents provided almost identical opinions of the Division’s performance in 1998 and 2006. Trends analysis shows very little shift in deer hunters’ opinion of the Division’s performance from 1998 to 2006.

OPINIONS ON QUALITY DEER MANAGEMENT

- Deer hunters were asked to share their opinions about Quality Deer Management efforts. Overall, deer hunters were willing to accept the proposed restrictions.
 - Support was high for the idea of giving up the chance to shoot small-antlered bucks and shoot more does in exchange for an increased chance to shoot large-antlered bucks in later years: 76% of deer hunters were willing to do this to increase the overall quality of the deer herd.
 - Trends analysis shows that deer hunters’ willingness to give up the chance to shoot small-antlered bucks and shoot more does in exchange for an increased chance to shoot large-antlered bucks in later years has not decreased nor increased greatly since 1998. Overall, the majority of deer hunters are willing to accept the restriction.

OPINIONS ON THE SIZE OF THE DEER HERD

- Overall, deer hunters were more likely to agree than disagree that there were enough antlered deer in the area they hunted most often in New Jersey during the 2005-06 season: a slight majority agree (31% strongly agree, 28% moderately agree) that there were enough antlered deer in the areas they hunted most often.

- Deer hunters were fairly evenly split in opinions on the number of antlered deer in New Jersey: 37% of deer hunters think the number of antlered deer has decreased in the past 5 years, while 31% think the number has increased.
 - Trends analysis shows a slight shift in deer hunters' opinions of the number of antlered deer in New Jersey: deer hunters were more likely to think the number of antlered deer has decreased and less likely to think it has increased in 2006 than in 1998.

OPINIONS ON HUNTING OPPORTUNITIES

- Deer hunters provided positive feedback about the opportunities they had to hunt with each type of weapon asked about in this survey during 2005-06 season. Overall, deer hunters thought that they had more than enough or about the right amount of opportunity to hunt deer with a bow, with a muzzleloader, and with a shotgun.
 - The percentage of deer hunters who said there was about the right amount of opportunity to hunt deer in New Jersey decreased from 1998 to 2006 for each type of weapon. The trends also show at least a slight increase in those who said there was more than enough opportunity as well as those with no opinion for each type of weapon.

OPINIONS ON BAITING FOR DEER

- Although more than half of deer hunters (59%) did not hunt over bait during the 2005-06 season, 41% did hunt over bait.
 - The fall bow season was the most popular season during which to hunt over bait with over half of deer hunters who hunted over bait (57%) doing so during this season, followed by the permit shotgun season (45%), the permit bow season (40%), and the six-day firearm season (34%). Only 13% hunted over bait during the winter bow season.
 - Deer hunters who hunted over bait most commonly spent less than \$100 on bait during the 2005-06 season. About a third (35%) spent \$100 to \$299.
 - Corn is the most popular bait among deer hunters, with an overwhelmingly majority (93%) using it, distantly followed by potatoes or sweet potatoes (22%) and apples (21%). Most of the deer hunters who baited (88%) placed the bait on the ground. Much smaller percentages used time-released feeders (14%) or gravity-dispensed feeders (8%) to distribute their bait.

- Deer hunters who hunted over bait were asked about their baiting practices both before and during the 2005-06 deer hunting season. Most commonly, deer hunters baited weekly in the pre-season. About a quarter of deer hunters who hunted over bait (26%) indicated that they baited once or twice before the season began, and very few baited more often than weekly. During the season, deer hunters most commonly baited weekly (34%) but generally baited more often than in pre-season, with 68% baiting weekly or more frequently.
- Of those who hunted over bait, a large majority (77%) think it increased their deer hunting success during the 2005-06 season.
- Deer hunters were asked to identify the circumstances under which they support the use of bait. Those who do not support using bait under any circumstances were asked why they oppose deer baiting.
 - A slight majority of deer hunters (57%) indicated that they support the unconditional use of bait statewide. Smaller percentages of those deer hunters said that it was acceptable in special situations, such as urban/suburban areas (14%) and in agricultural areas experiencing excessive deer damage (11%).
 - A substantial percentage (17%) of deer hunters do not support using bait under any circumstances. Over half of those who oppose deer baiting (54%) think that it does not provide a fair chance to the deer or that there is no sport in the practice. Ethical behavior was also a concern among those opposed with 27% saying it is unethical to bait deer in general and 14% saying it is wrong to trick deer.

OPINIONS ON HARVEST SIZE

- Deer hunters were asked to share their opinions about what they think is a reasonable number of antlered deer for an individual to kill in one year in New Jersey.
 - Most commonly, deer hunters responded that harvesting two deer per person each year in New Jersey is a reasonable amount (35% gave this response to an open-ended question). Nearly a quarter of deer hunters (24%) thought that harvesting three is acceptable.

- A majority of deer hunters (73%) said three antlered deer is a reasonable number for an individual to kill in one year in New Jersey when asked specifically if three was a reasonable number.
- A higher percentage of deer hunters agreed than disagreed that deer drives should be permitted on public land: 61% agreed compared to 36% who disagreed.

BOWHUNTING SATISFACTION

- Satisfaction was high among bowhunters who were asked to rate their bowhunting experiences in New Jersey over the past 2 years: 81% were satisfied, with over half of those indicating they were very satisfied.
 - The percentage of bowhunters who were satisfied with their bowhunting experience in New Jersey has decreased slightly since 1998, with a decrease in the percentage of those very satisfied with their experience (55% were very satisfied in 1998 compared to 46% in 2006).
- Most commonly, bowhunters indicated that nothing could improve their hunting experiences. Nonetheless, substantial percentages indicated that having more places to hunt or more access (15%), Sunday hunting (11%), restructuring of hunting seasons (9%), and more quality game or trophy game (7%) would make their hunting experiences in New Jersey more satisfactory.

MUZZLELOADER SATISFACTION

- A large majority of those who hunted deer with a muzzleloader (86%) indicated that they were satisfied with their muzzleloader hunting experiences in New Jersey over the past 2 years.
 - The percentage of muzzleloader hunters who were satisfied with their muzzleloader hunting experience in New Jersey has decreased slightly since 1998, with a decrease in the percentage of those very satisfied with their experience (63% were very satisfied in 1998 compared to 57% in 2006).

- When asked what would make their muzzleloader hunting experience more satisfactory, 45% responded that nothing could improve their experience. Substantial percentages responded that restructuring hunting seasons (15%) and more places to hunt or more access (9%) could make their hunting experiences in New Jersey more satisfactory.

SHOTGUN HUNTING SATISFACTION

- Satisfaction was high among shotgun hunters who were asked to rate their six-day firearm and permit shotgun experiences in New Jersey over the past 2 years: 80% were very or somewhat satisfied with their firearm hunting experience, and 85% were very or somewhat satisfied with their permit shotgun hunting experience.
 - Compared to the previous study, satisfaction with permit shotgun hunting experiences in New Jersey has increased; with an increase in the percentage of those very satisfied with their experience (37% were very satisfied in 1998 compared to 47% in 2006).
- Most commonly, shotgun hunters indicated that nothing could improve their satisfaction with their firearm hunting experience. Otherwise, shotgun hunters indicated that more places to hunt or more access (12%) and restructuring hunting seasons (9%) would make them more satisfied with their shotgun hunting experience in New Jersey.
- Most commonly, shotgun hunters indicated that nothing could improve their satisfaction with their permit shotgun hunting experience. Nonetheless, substantial percentages indicated that more places to hunt or more access (14%) and restructuring hunting seasons (14%) would make them more satisfied with their shotgun hunting experience in New Jersey.

DEMOGRAPHIC DATA

- Over a third of New Jersey deer hunters (37%) are members of hunting clubs; 18% are members of the New Jersey Foundation of Sportsmen's Clubs.
- Half of respondents have lived in New Jersey between 40 to 59 years. Counties of residence are shown.

TABLE OF CONTENTS

Introduction and Methodology	1
Participation in Deer Hunting in New Jersey	4
Overall Participation in Deer Hunting in New Jersey	4
Participation in Bowhunting	6
Participation in Muzzleloader Hunting	15
Participation in Shotgun Hunting	20
Participation in the Bank-A-Doe Program	27
Deer Hunting Harvests in New Jersey	30
Bowhunting Harvests	30
Muzzleloader Harvests	38
Shotgun Harvests	41
Ratings of the Performance of the New Jersey Division of Fish and Wildlife	45
Opinions on Deer Management, the Deer Herd, Hunting Opportunities, Baiting, Harvest Size, and Deer Drives	48
Opinions on Quality Deer Management	48
Opinions on the Size of the Deer Herd	53
Opinions on Hunting Opportunities	57
Opinions on Baiting for Deer	64
Opinions on Harvest Size	76
Satisfaction with Deer Hunting in New Jersey	80
Bowhunting Satisfaction	80
Muzzleloader Hunting Satisfaction	84
Shotgun Hunting Satisfaction	88
Demographic Data	94
Survey Instrument	102
About Responsive Management	143

INTRODUCTION AND METHODOLOGY

This study was conducted for the New Jersey Division of Fish and Wildlife (Division) to determine the attitudes and opinions of New Jersey deer hunters. The study entailed a telephone survey of New Jersey deer hunters to identify deer hunter characteristics and to determine deer hunters' satisfaction with deer hunting and opinions regarding deer management in New Jersey. The sample was obtained from a list of hunting license holders provided by the Division. Specific aspects of the research methodology are discussed below.

For the survey, telephones were selected as the preferred sampling medium because of the universality of telephone ownership. In addition, a central polling site at the Responsive Management office allowed for rigorous quality control over the interviews and data collection. Responsive Management maintains its own in-house telephone interviewing facilities. These facilities are staffed by interviewers with experience conducting computer-assisted telephone interviews on the subjects of natural resources and outdoor recreation. Responsive Management developed the telephone survey questionnaire cooperatively with the Division. Responsive Management conducted a pre-test of the questionnaire and made revisions to the questionnaire based on the pre-test.

To ensure the integrity of the telephone survey data, Responsive Management has interviewers who have been trained according to the standards established by the Council of American Survey Research Organizations. Methods of instruction included lecture and role-playing. The Survey Center Managers and other professional staff conducted project briefings with the interviewers prior to the administration of this survey. Interviewers were instructed on type of study, study goals and objectives, handling of survey questions, interview length, termination points and qualifiers for participation, interviewer instructions within the survey instrument, reading of the survey instrument, skip patterns, and probing and clarifying techniques necessary for specific questions on the survey instrument. The Survey Center Managers and statisticians monitored the data collection, including monitoring of the actual telephone interviews without the interviewers' knowledge, to evaluate the performance of each interviewer and ensure the integrity of the data. After the surveys were obtained by the interviewers, the Survey Center Managers and/or statisticians edited each completed survey to ensure clarity and completeness.

Interviews were conducted Monday through Friday from 9:00 a.m. to 9:00 p.m., Saturday noon to 5:00 p.m., and Sunday from 5:00 p.m. to 9:00 p.m., local time, using a five-callback design to maintain the representativeness of the sample, to avoid bias toward people easy to reach by telephone, and to provide an equal opportunity for all to participate. When a respondent could not be reached on the first call, interviewers placed subsequent calls on different days of the week and at different times of the day. The survey was conducted in May 2006. Responsive Management obtained 408 completed interviews.

The software used for data collection was Questionnaire Programming Language 4.1 (QPL). The survey data were entered into the computer as each interview was being conducted, eliminating manual data entry after the completion of the survey and the concomitant data entry errors that may occur with manual data entry. The survey instrument was programmed so that QPL branched, coded, and substituted phrases in the survey based on previous responses to ensure the integrity and consistency of the data collection. The research team analyzed the data using Statistical Package for the Social Sciences software as well as proprietary software developed by Responsive Management.

The results were weighted so that the proportions of the sample among license types represented the actual distribution of license types in the hunter population statewide. In other words, 63.7% of the sample held resident firearm licenses, but the results were weighted so that resident firearm license holders represented only 55.2% of the sample, matching the proportion of resident firearm license holders in the total hunting license population in New Jersey. The tabulation below shows the weighting factors.

Weighting Factors

		Sample	Sample Proportion	Population	Population Proportion	Weight
Valid	RESIDENT FIREARM	260	63.7%	50188	55.2%	0.866018
	RESIDENT BOW & ARROW	92	22.5%	17490	19.2%	0.852908
	SENIOR RESIDENT	25	6.1%	6538	7.2%	1.17329
	ALL AROUND RESIDENT	28	6.9%	15437	17.0%	2.473462
	SENIOR RESIDENT	3	0.7%	1288	1.4%	1.926172
	Total	408	100.0%	90941	100.0%	1

Note that n-values may sometimes appear to have discrepancies (i.e., although a total of 408 completed interviews were obtained, some graphs have a lower n-value). The n-value is lower than 408 because some questions were not asked of all respondents.

Throughout this report, findings of the telephone survey are reported at a 95% confidence interval. For the entire sample of 408, the sampling error is at most plus or minus 4.84 percentage points. This means that if the survey were conducted 100 times on different samples that were selected in the same way, the findings of 95 out of the 100 surveys would fall within plus or minus 4.84 percentage points of each other. Sampling error was calculated using the formula described below, with a sample size of 408 and a population size of 90,941.

Sampling error equation:

$$B = \left(\sqrt{\frac{N_p(.25)}{N_s} - .25} \right) (1.96)$$

Where: B = maximum sampling error (as decimal)

N_p = population size (i.e., total number who could be surveyed)

N_s = sample size (i.e., total number of respondents surveyed)

Derived from formula: p. 206 in Dillman, D. A. 2000. *Mail and Internet Surveys*. John Wiley & Sons, NY.

Note: This is a simplified version of the formula that calculates the maximum sampling error using a 50:50 split (the most conservative calculation because a 50:50 split would give maximum variation).

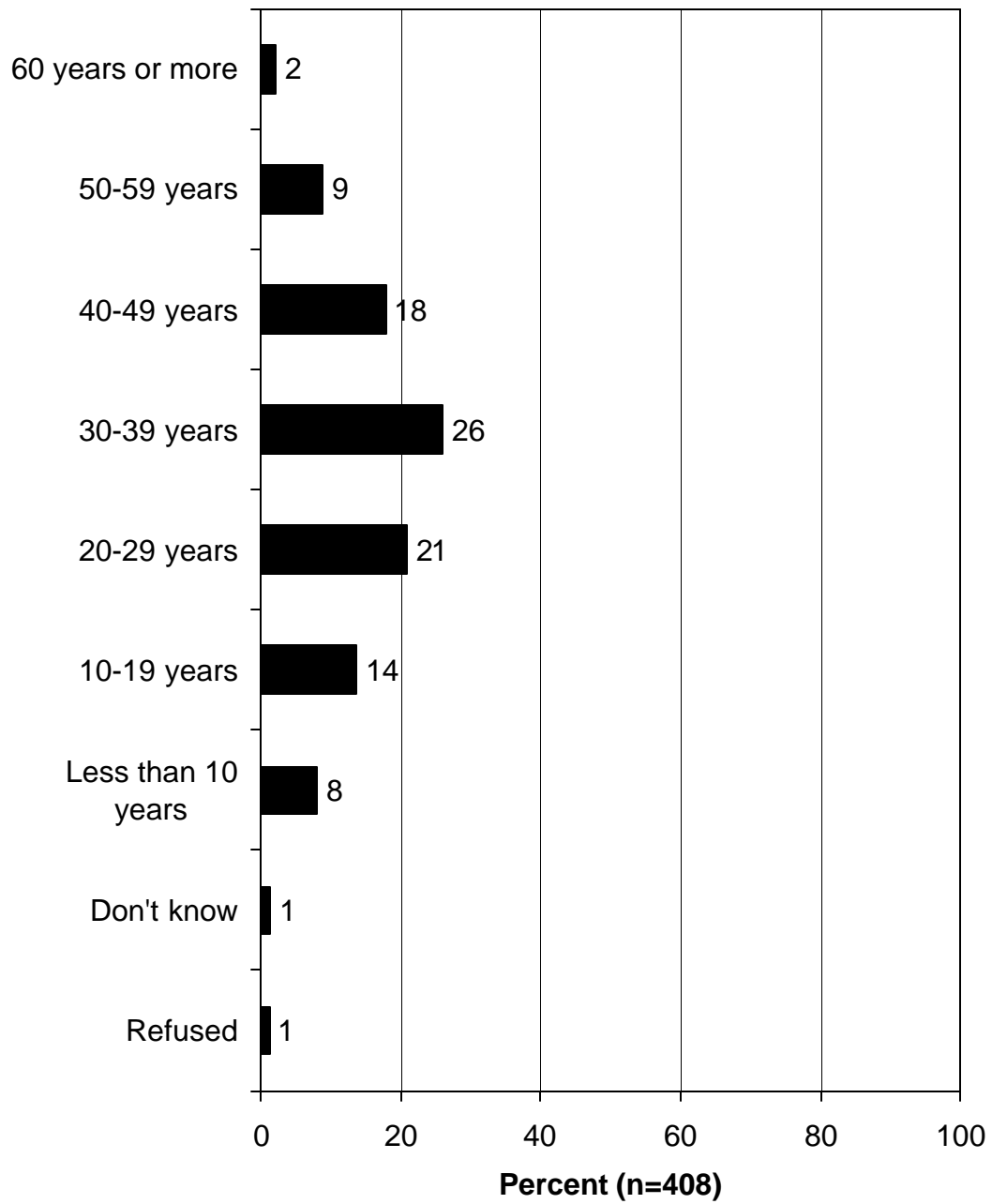
Note that some results may not sum to exactly 100% because of rounding. Additionally, rounding on the graphs may cause apparent discrepancies of 1 percentage point between the graphs and the reported results of combined responses (e.g., when “strongly support” and “moderately support” are summed to determine the total percentage in support).

PARTICIPATION IN DEER HUNTING IN NEW JERSEY

OVERALL PARTICIPATION IN DEER HUNTING IN NEW JERSEY

- Deer hunters were asked how many years they have hunted in New Jersey: the responses followed a bell curve, with the most common answer falling from 30 to 39 years (26% gave a response that fell within this category). Other common responses fell within the 20 to 29 years (21%) and 40 to 49 years (18%) categories.

Q116. How many years have you hunted in New Jersey?




PARTICIPATION IN BOWHUNTING

- Fall bow season is the most popular bow season with a majority of deer hunters (57%) participating. There were smaller yet substantial deer hunter turnouts for permit bow season (38% of deer hunters hunted during this season) and winter bow season (12%).

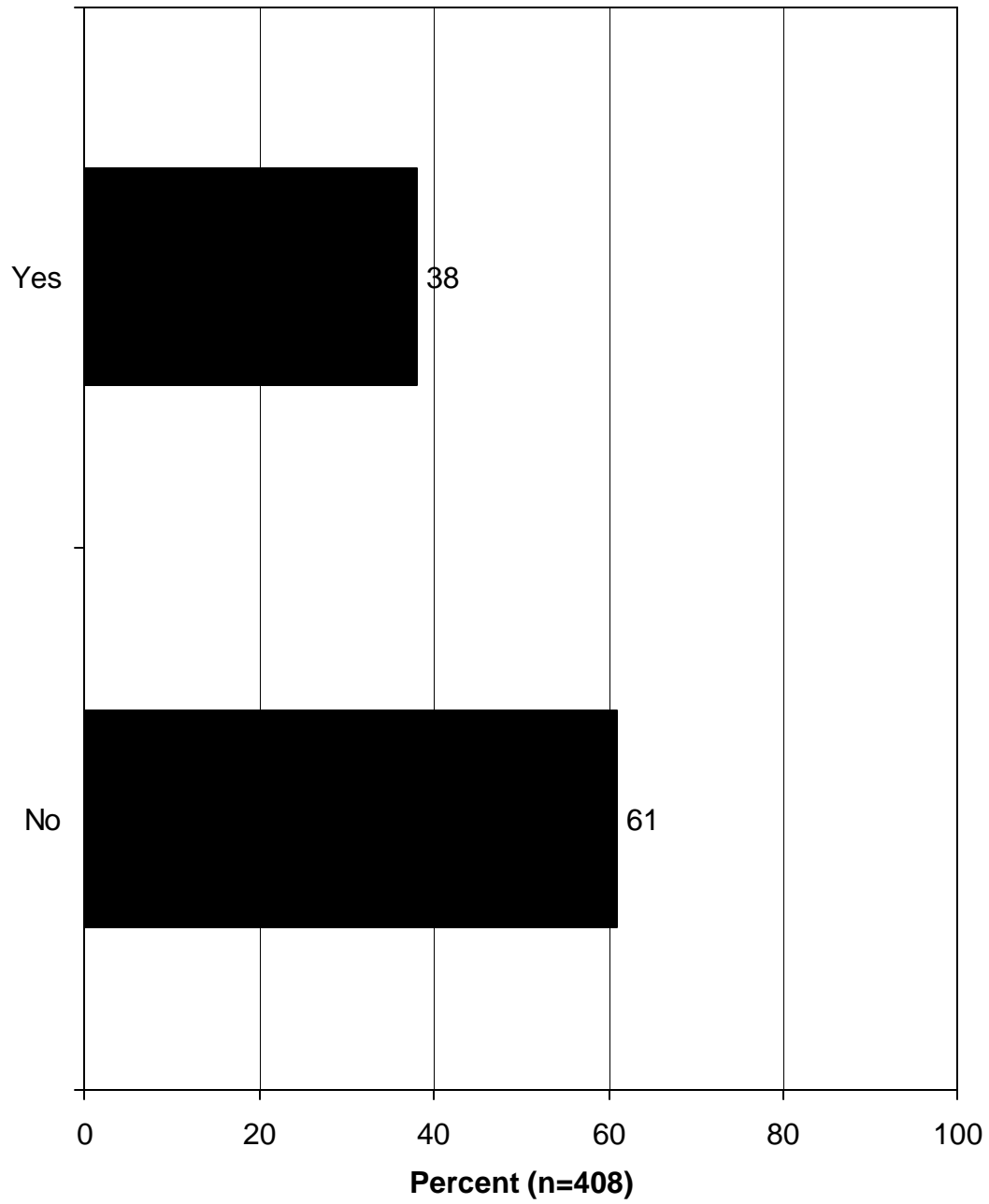
- Deer hunters participated in bowhunting approximately the same number of days during each of the bowhunting seasons, with a majority of deer hunters who hunted during each season giving a response falling from 5 to 24 days. However, the most common response for both fall bow season hunters and permit bow season hunters fell in the 5 to 9 days category. Deer hunters participating in the winter bow season were slightly less avid, with the most common response falling in the 1 to 4 days category.

- Most commonly, bowhunters indicated that they are hunting with a bow in New Jersey about the same amount as they had in previous years (40% gave this response). Otherwise, bowhunters were fairly evenly split between hunting more (30%) and hunting less (29%) than in previous years.
 - Trends analysis shows that the percentage of bowhunters who reported hunting with a bow the same amount as in previous years increased from 1998 to 2006 (30% in 1998 compared to 40% in 2006). Conversely, the percentages of bowhunters who reported hunting more and who reported hunting less decreased slightly.

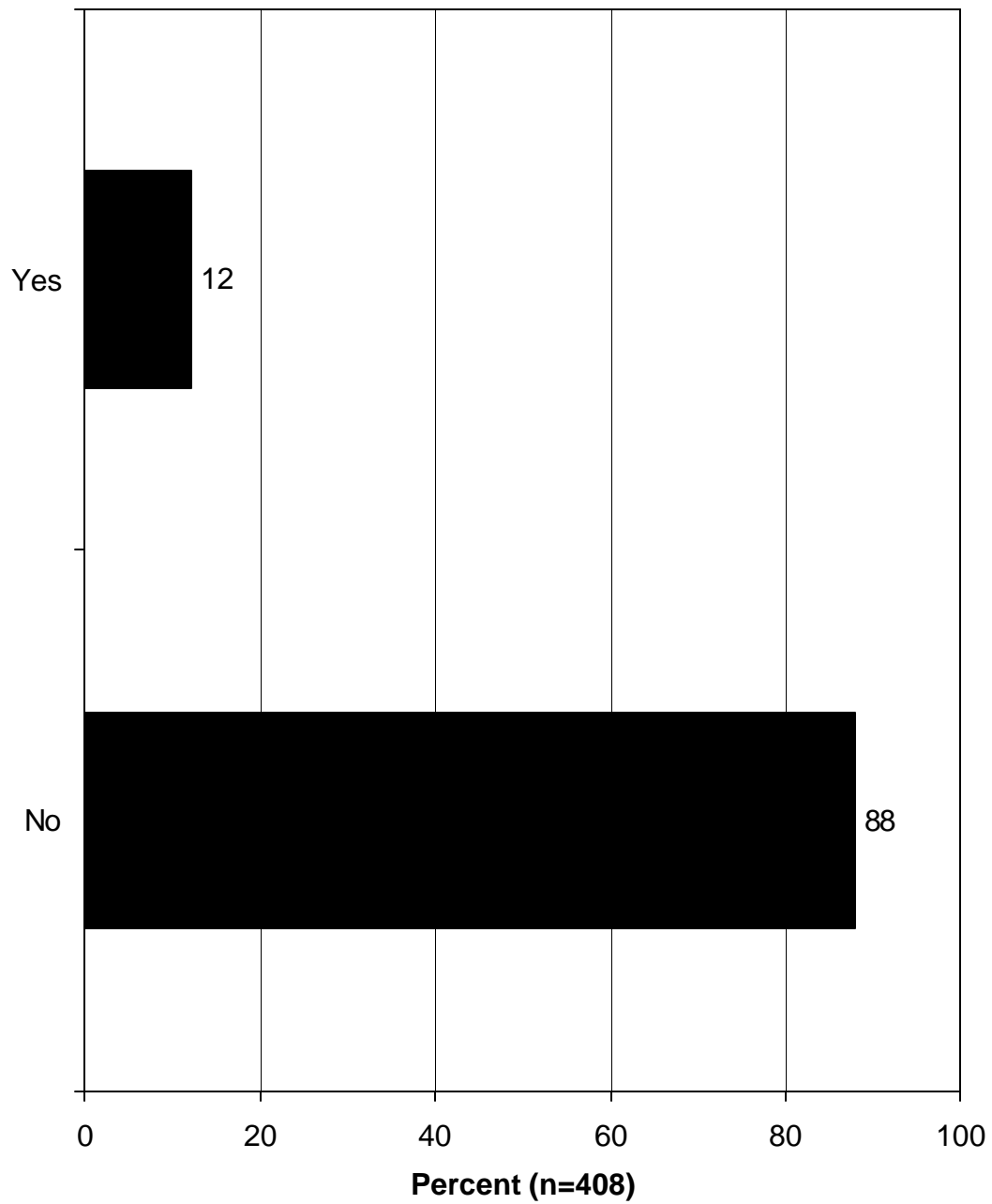
Q9. Did you hunt deer during the 2005-06 fall bow season?



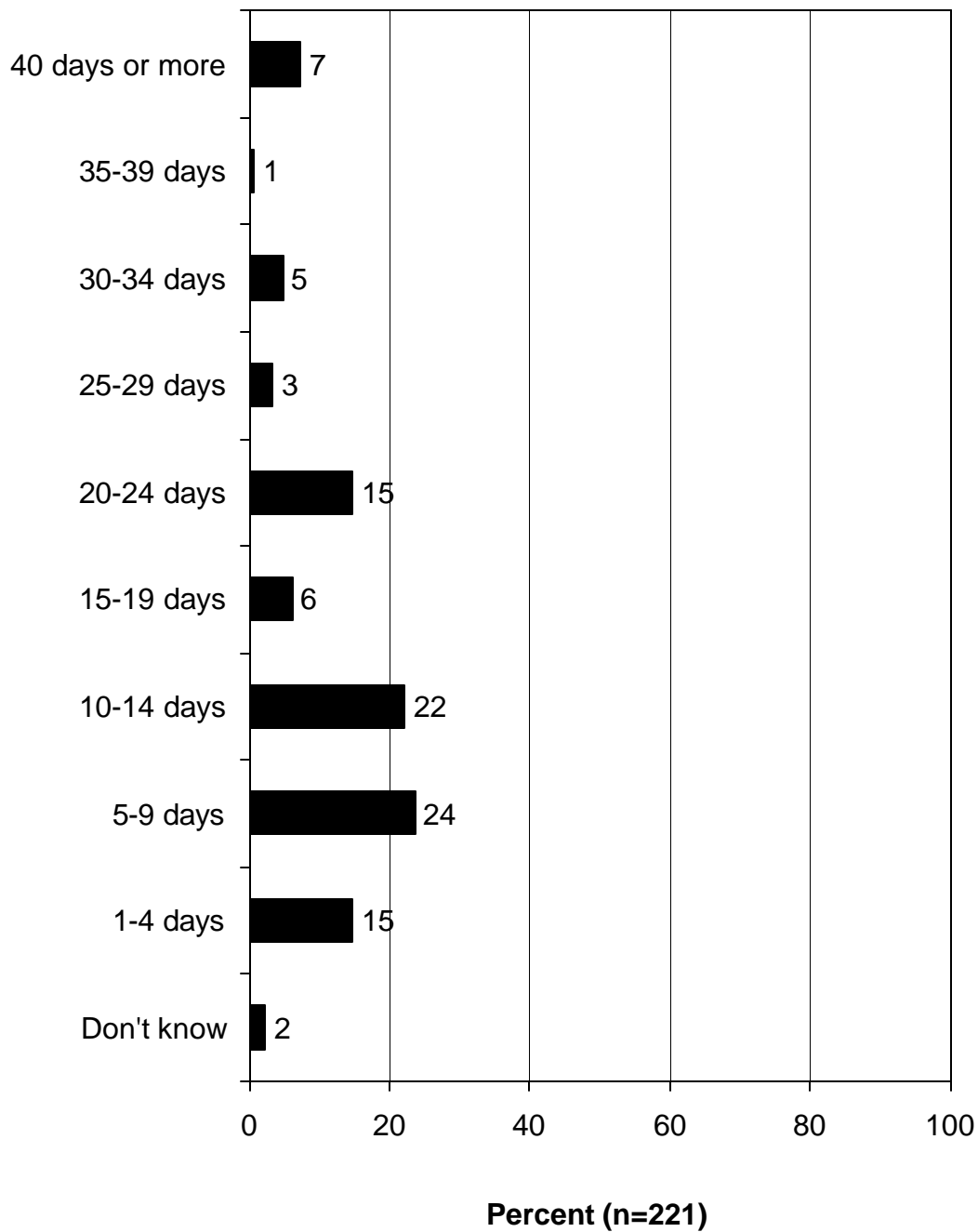
Q16. Did you hunt deer during the 2005-06 permit bow season?



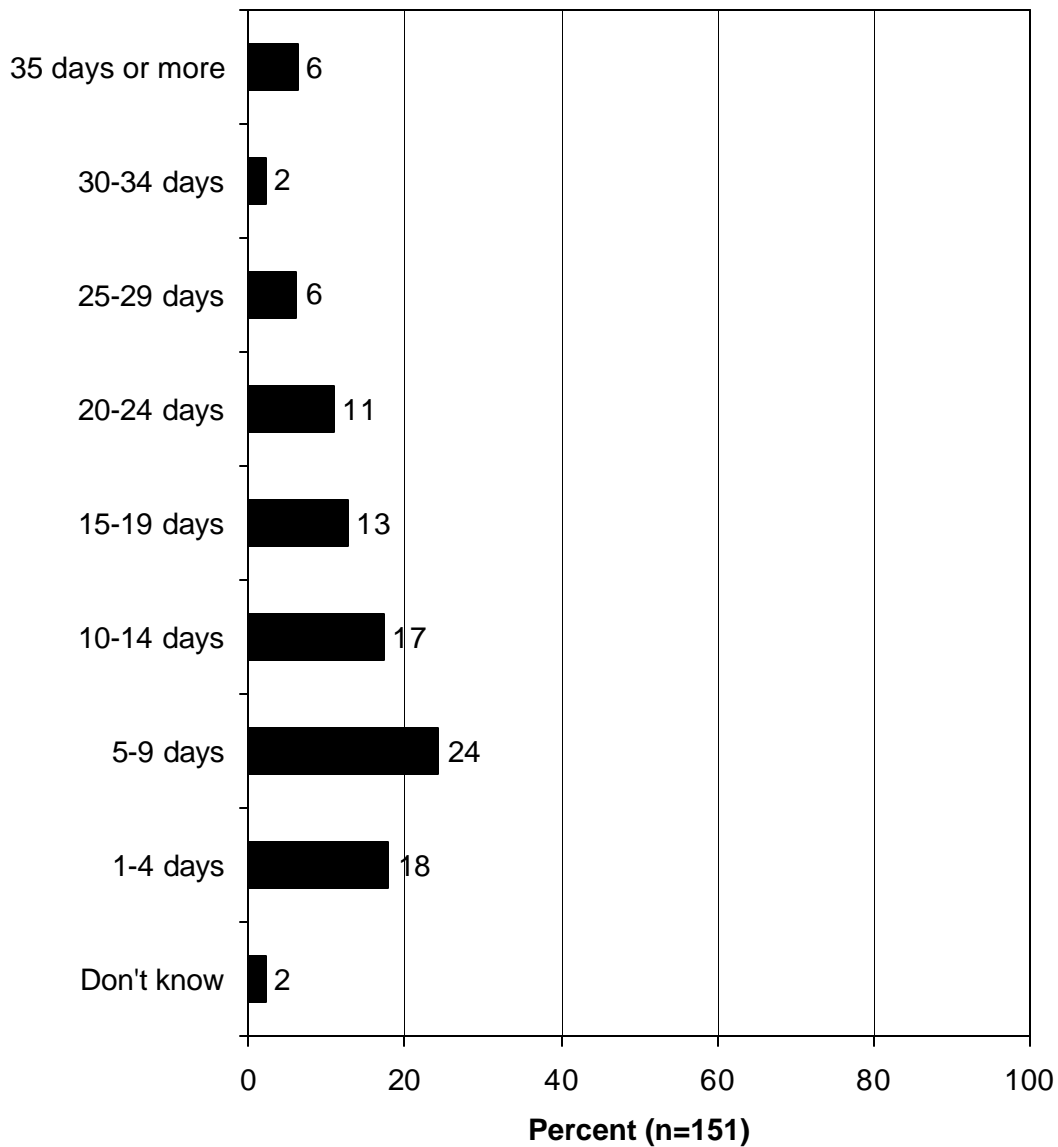
Q22. Did you hunt deer during the 2006 winter bow season?



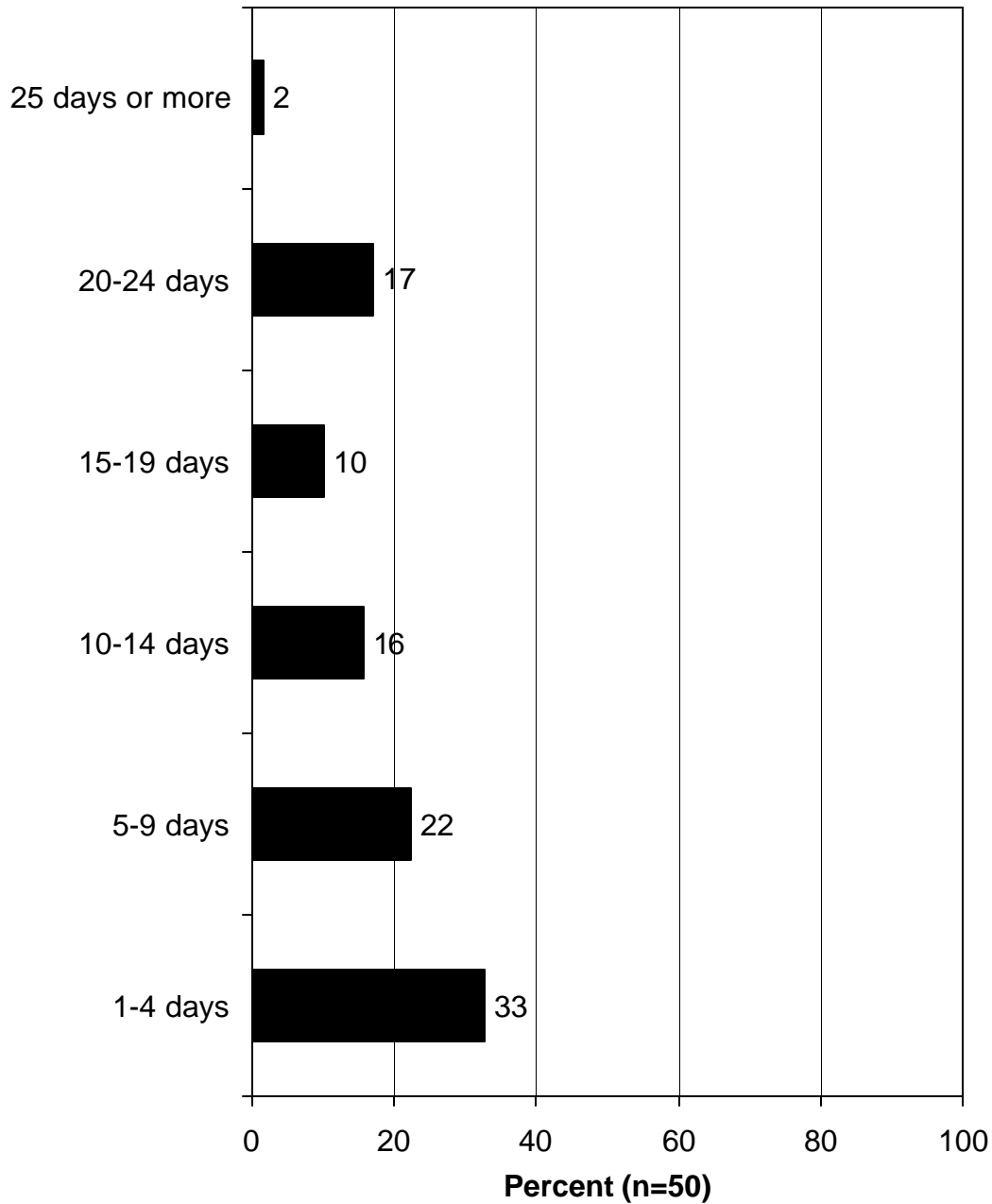
**Q11. How many total days did you hunt deer during the 2005 fall bow season in New Jersey?
(Asked of those who hunted deer during the 2005 fall bow season in New Jersey.)**



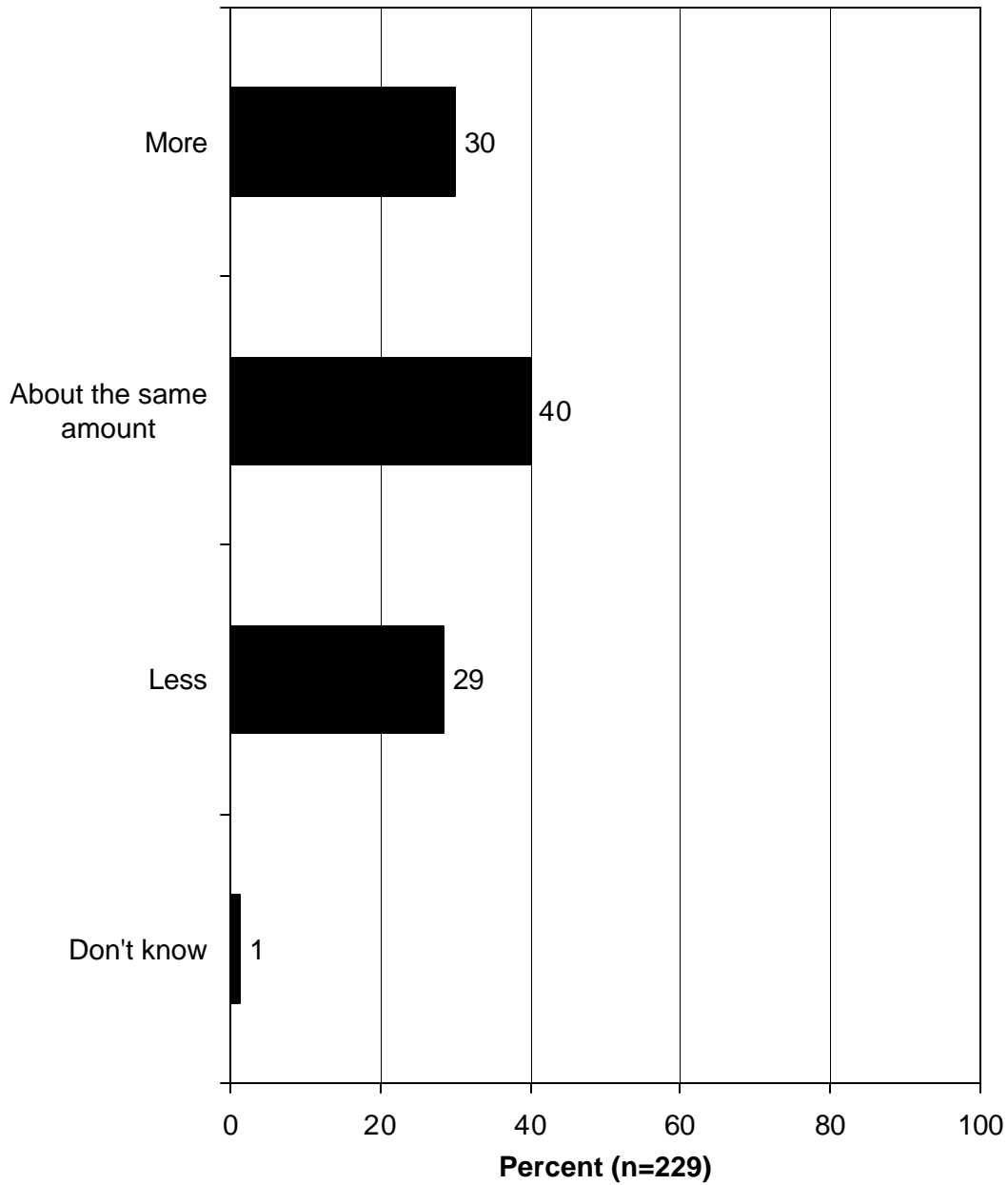
Q17. How many total days did you hunt deer during the 2005 permit bow season in New Jersey? (Asked of those who hunted deer during the 2005 permit bow season in New Jersey.)



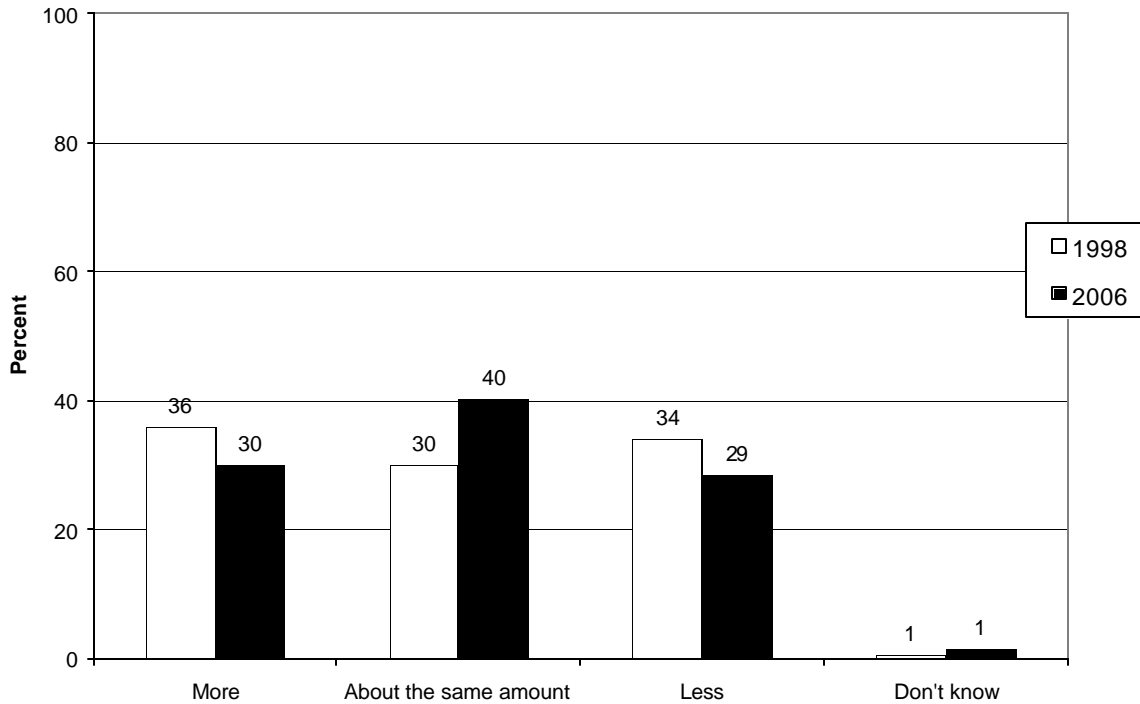
Q23. How many total days did you hunt deer during the 2006 winter bow season in New Jersey? (Asked of those who hunted deer during the 2006 winter bow season in New Jersey.)



Q64. Would you say that you are hunting more, about the same amount, or less with a bow in New Jersey than in previous years? (Asked of those who hunted deer during the 2005-06 fall bow, 2005-06 permit bow, or 2006 winter bow season in New Jersey.)



Would you say that you are hunting more, about the same amount, or less with a bow in New Jersey than in previous years? (Asked of New Jersey bowhunters.)

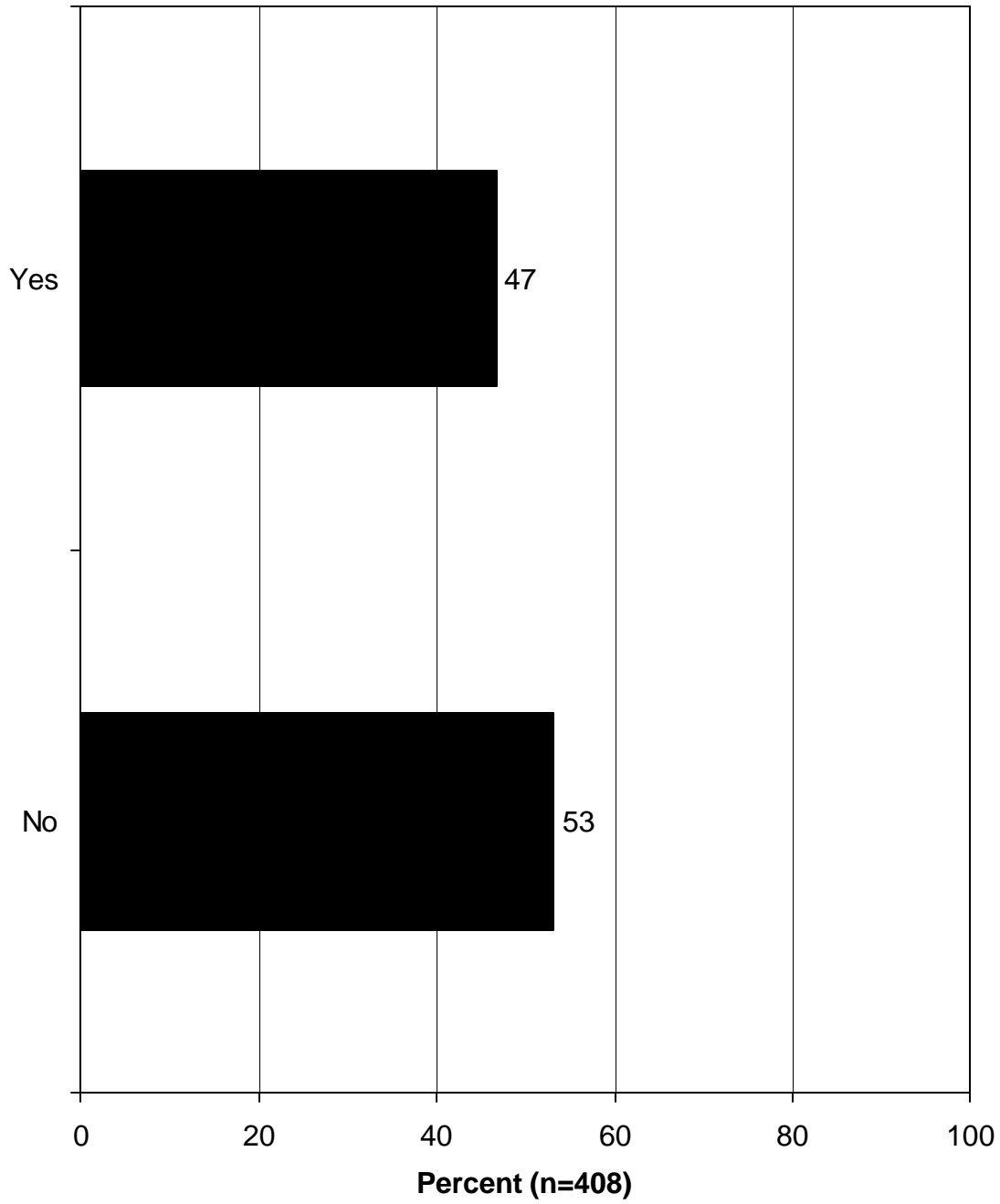


PARTICIPATION IN MUZZLELOADER HUNTING

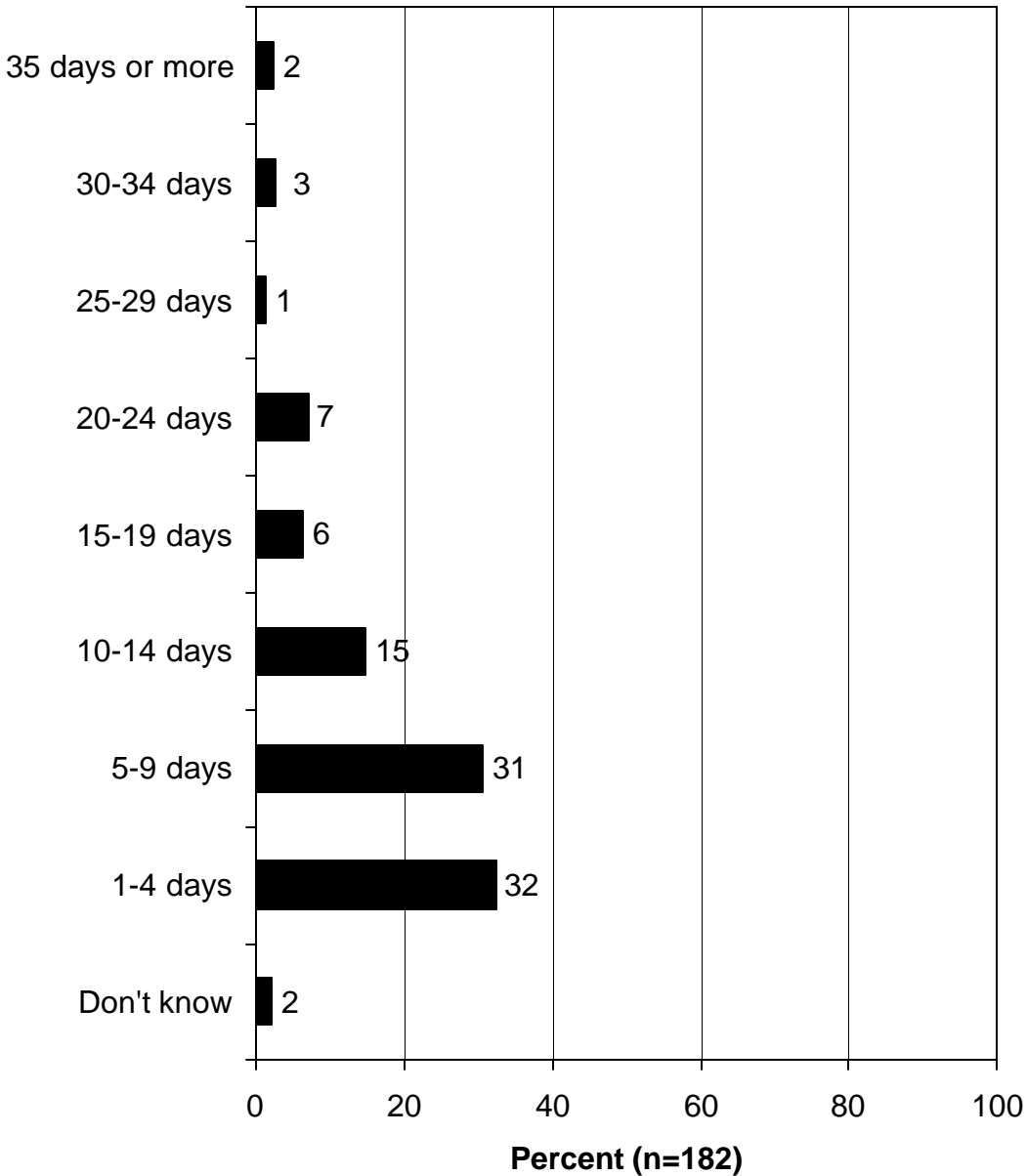
- Almost half (47%) of deer hunters hunted during the 2005-06 muzzleloader season. Of those who hunted during muzzleloader season, 32% participated 1 to 4 days and 31% participated 5 to 9 days.

- A slight majority of deer hunters (52%) who hunted during the muzzleloader season said they are hunting about the same amount as in previous years. A substantial percentage (33%) indicated they are hunting more with a muzzleloader than in previous years.
 - Trends analysis shows that the percentage of muzzleloader hunters who reported hunting more than in previous years decreased from 41% in 1998 to 33% in 2006. Those who reported hunting about the same amount as or less than in previous years increased slightly from 1998 to 2006.

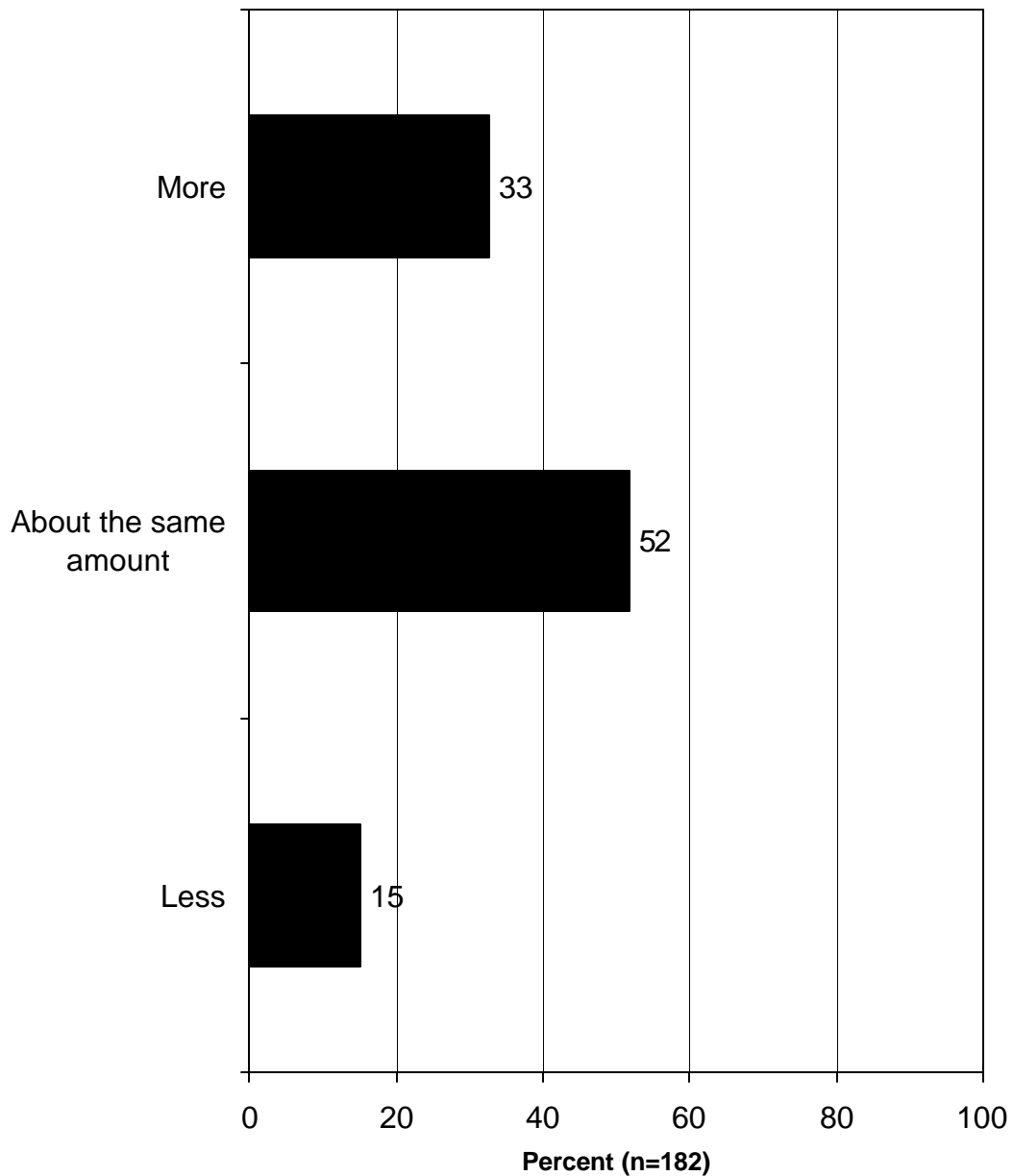
Q33. Did you hunt deer during the 2005-06 permit muzzleloader season?



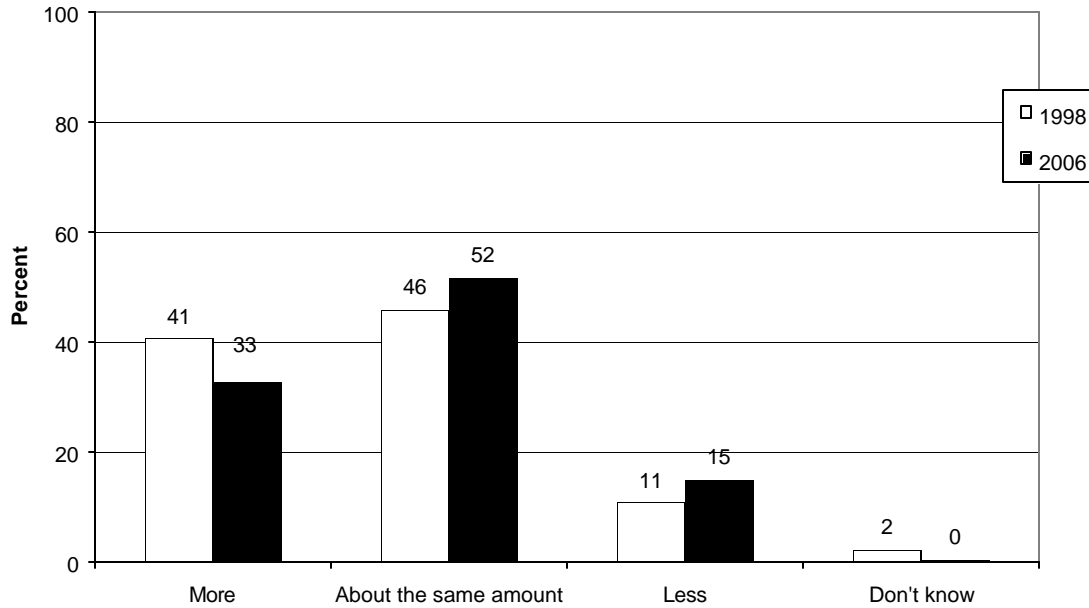
Q34. How many total days did you hunt deer during the 2005-06 permit muzzleloader season in New Jersey? (Asked of those who hunted deer during the 2005-06 permit muzzleloader season in New Jersey.)



Q66. Would you say that you are hunting more, about the same amount, or less with a muzzleloader in New Jersey than in previous years? (Asked of those who hunted deer during the 2005-06 permit muzzleloader season in New Jersey.)



Would you say that you are hunting more, about the same amount, or less with a muzzleloader in New Jersey than in previous years? (Asked of New Jersey muzzleloader hunters.)



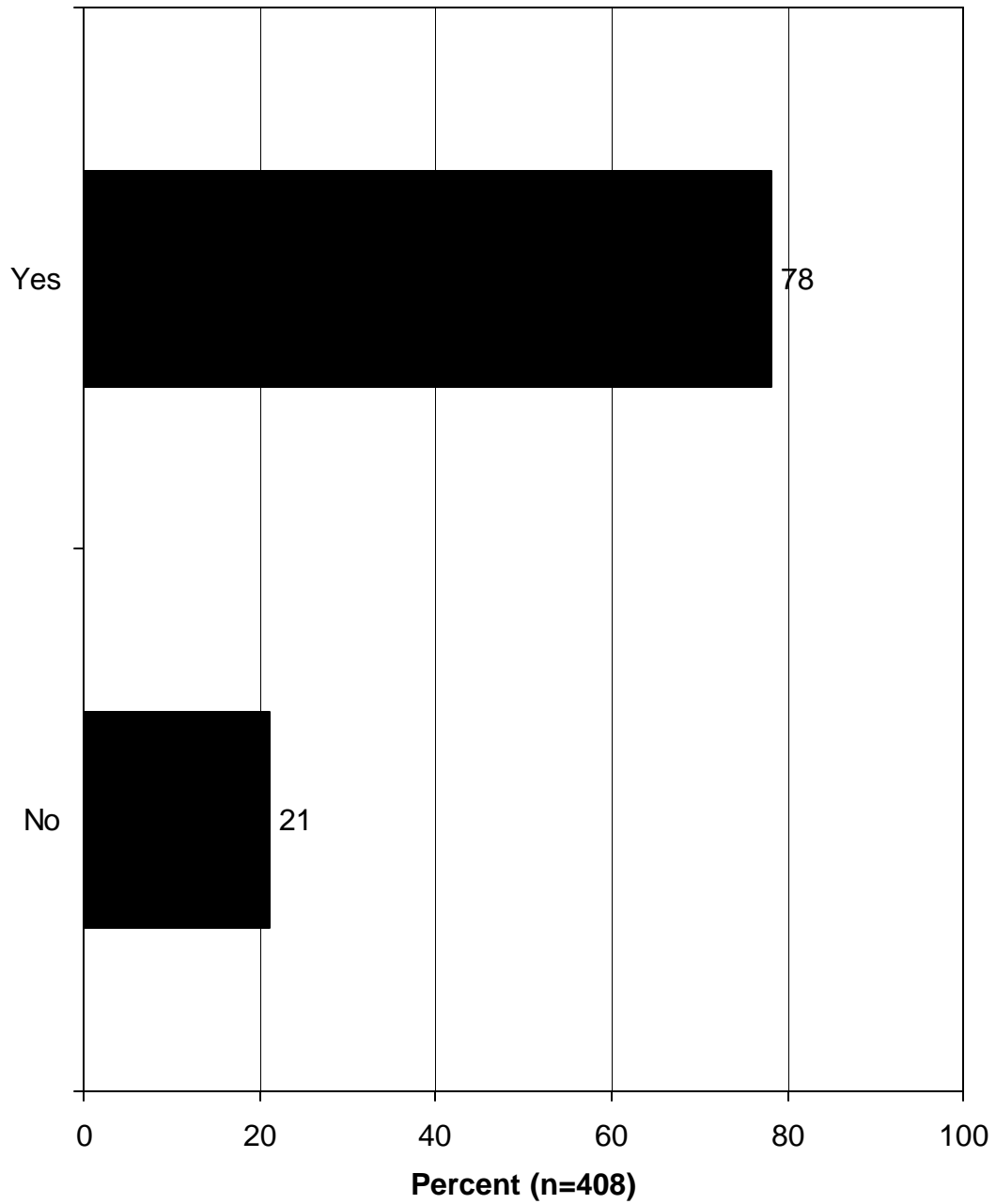
PARTICIPATION IN SHOTGUN HUNTING

- The six-day firearm season is the most popular of the hunting seasons, with a large majority of deer hunters (78%) participating. Nonetheless, nearly half of deer hunters (48%) participated in the 2005-06 permit shotgun season.

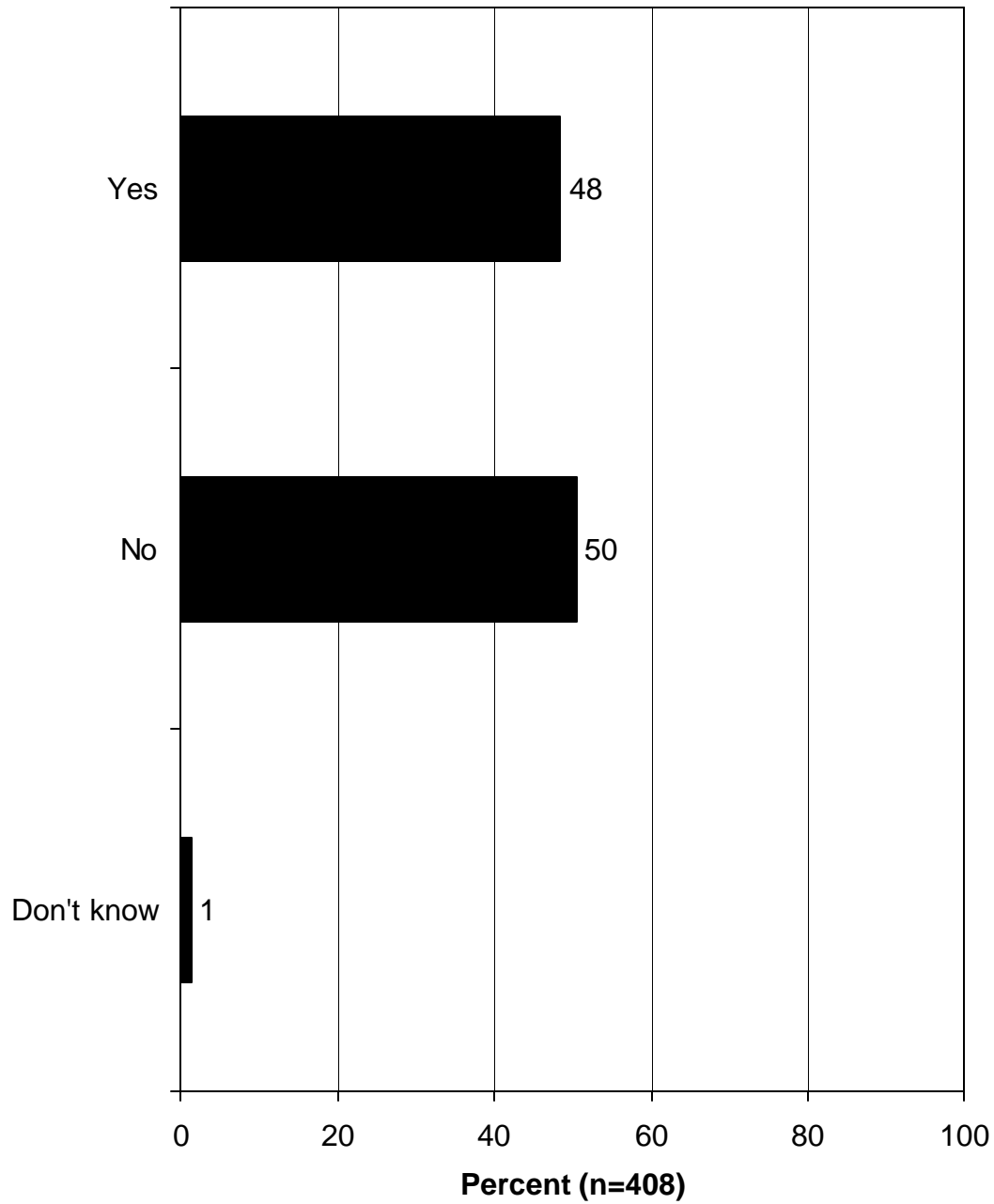
- Deer hunters took advantage of the six-day firearm season, most commonly (27%) hunting on all 6 days; however, a substantial percentage (21%) only hunted 2 days. Deer hunters were less avid during the permit shotgun season, with a majority of those who participated (51%) only hunting 1 to 4 days during the season. Very few of those who hunted deer during the permit shotgun season hunted more than 14 days.

- A slight majority of those who hunted with a shotgun (53%) said they are hunting about the same amount with a shotgun as they did in previous years. Only 19% indicated that they are hunting more with a shotgun than previous years, and a substantial percentage (28%) said they are hunting less.
 - When compared to those in the 1998 study, current shotgun hunters were more likely to say they are hunting more with a shotgun than they had in previous years.

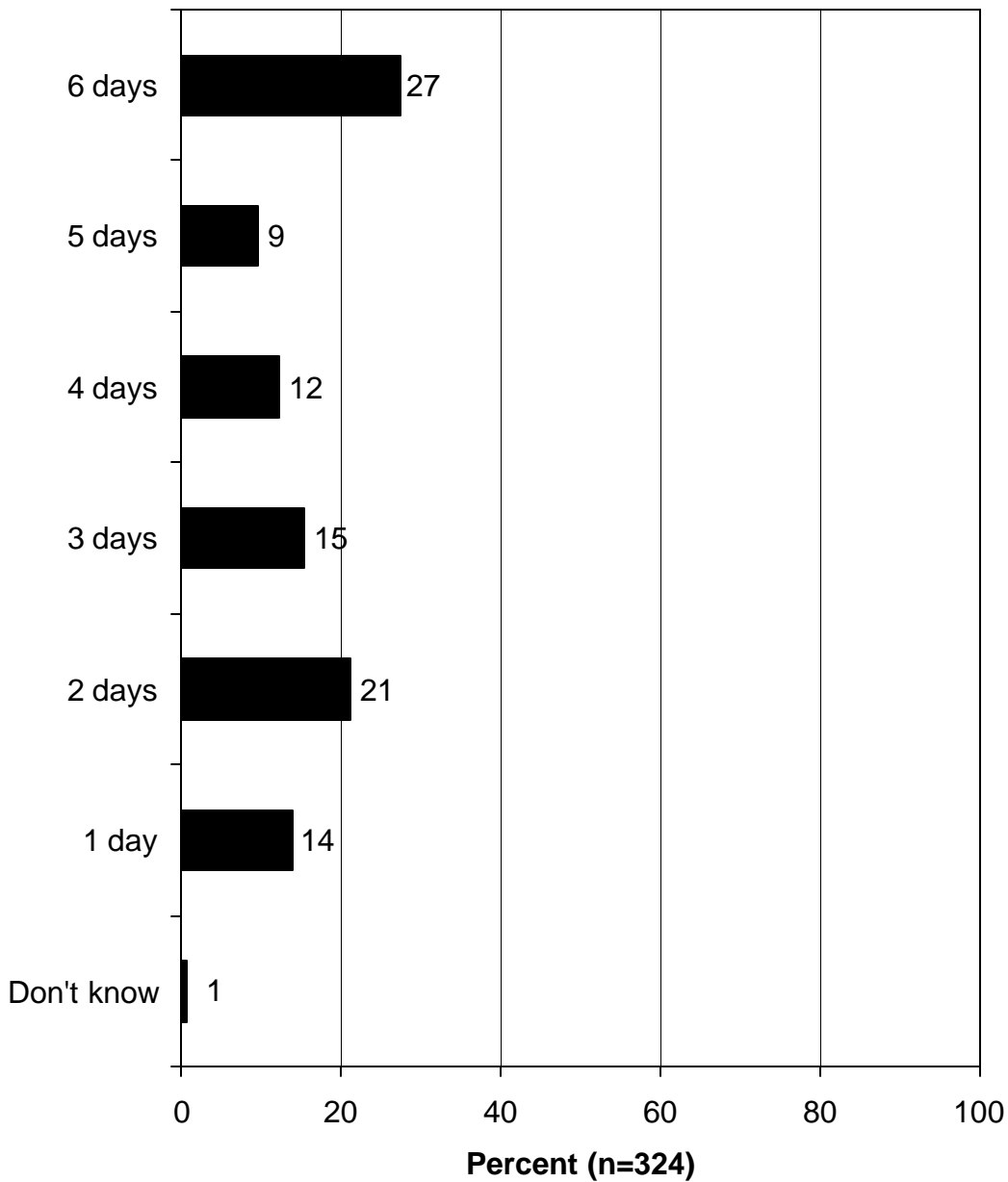
Q44. Did you hunt deer during the 2005 six-day firearm season?



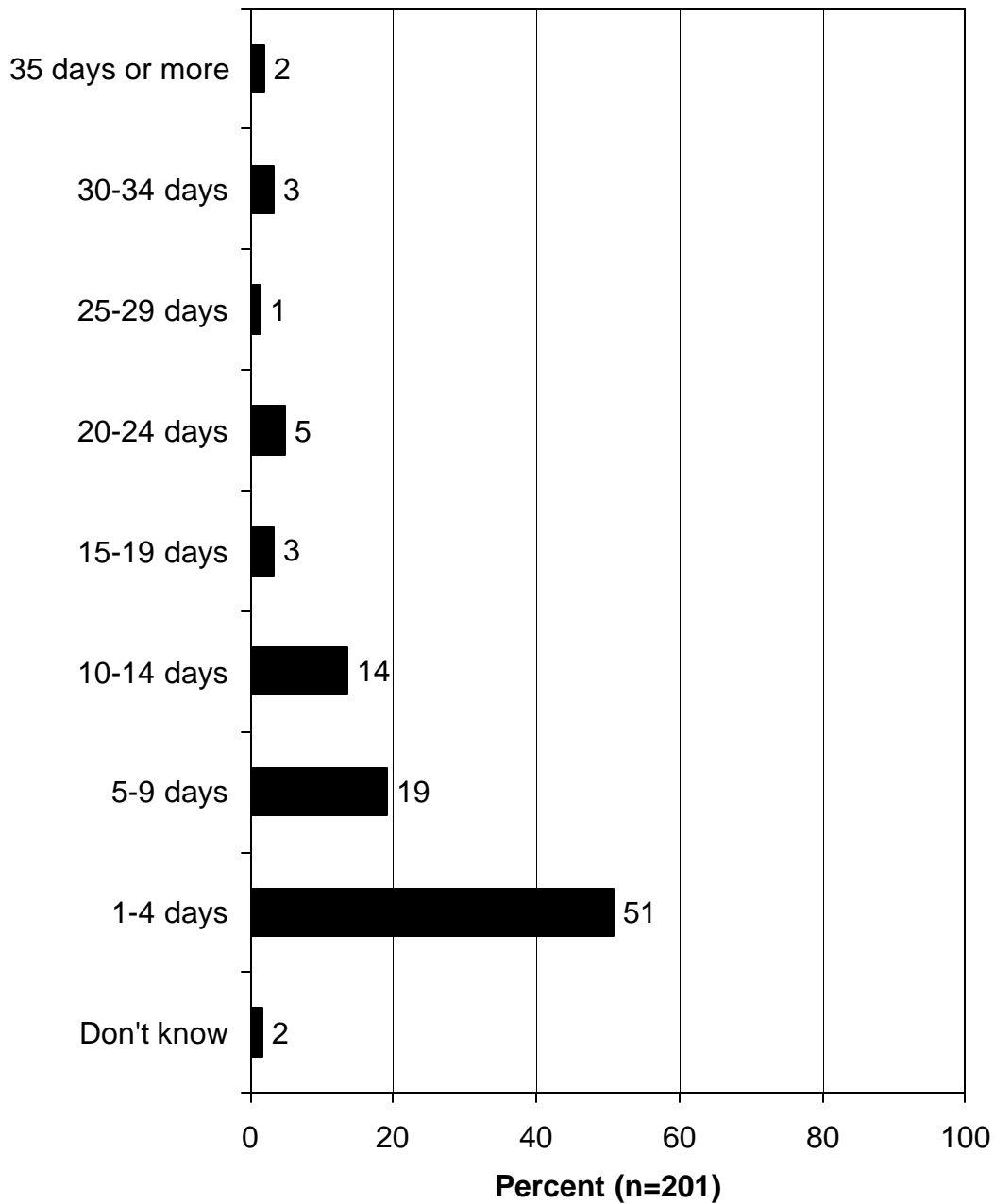
Q52. Did you hunt deer during the 2005-06 permit shotgun season?



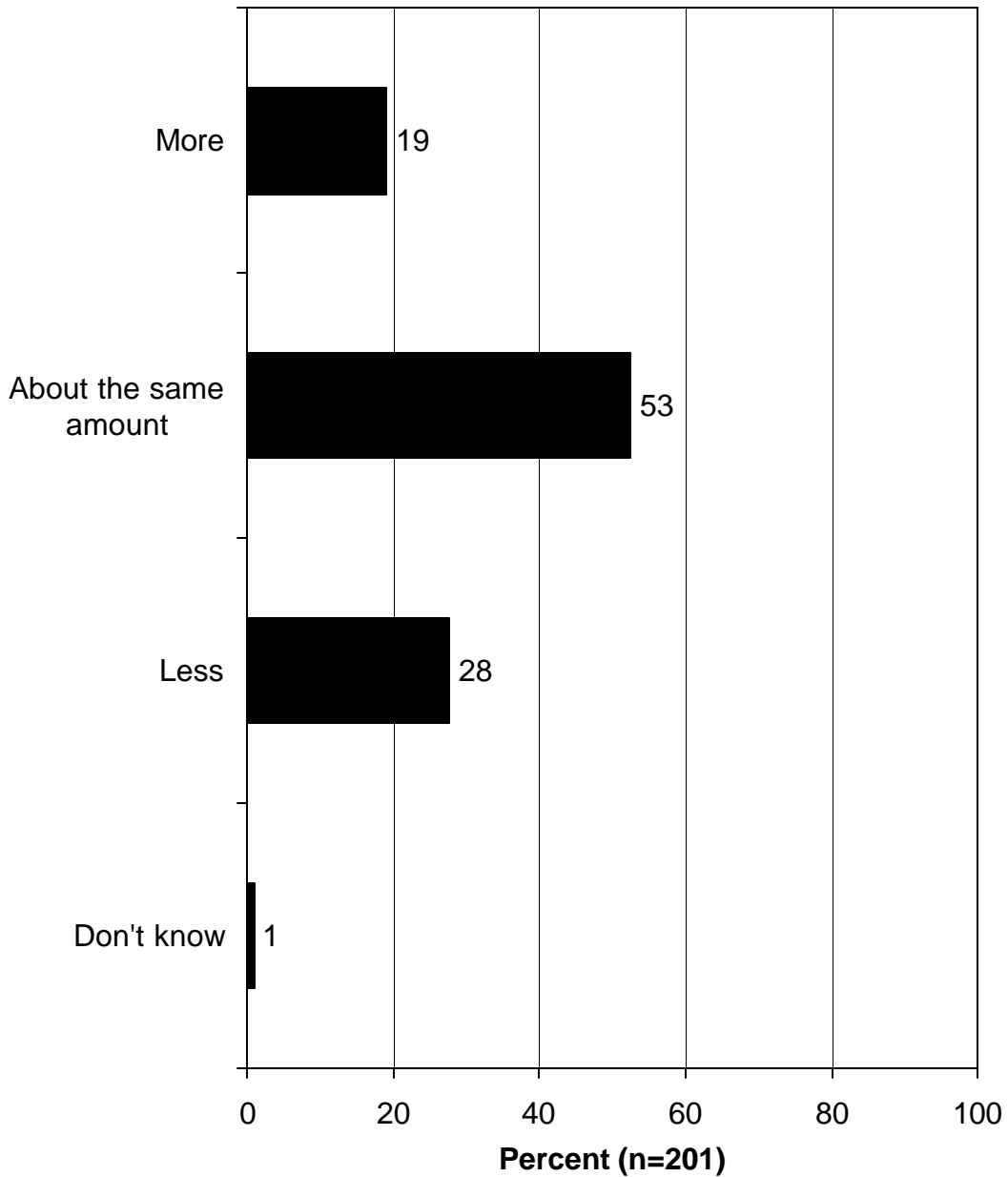
Q45. How many total days did you hunt deer during the 2005 six-day firearm season in New Jersey? (Asked of those who hunted deer during the 2005 six-day firearm season in New Jersey.)



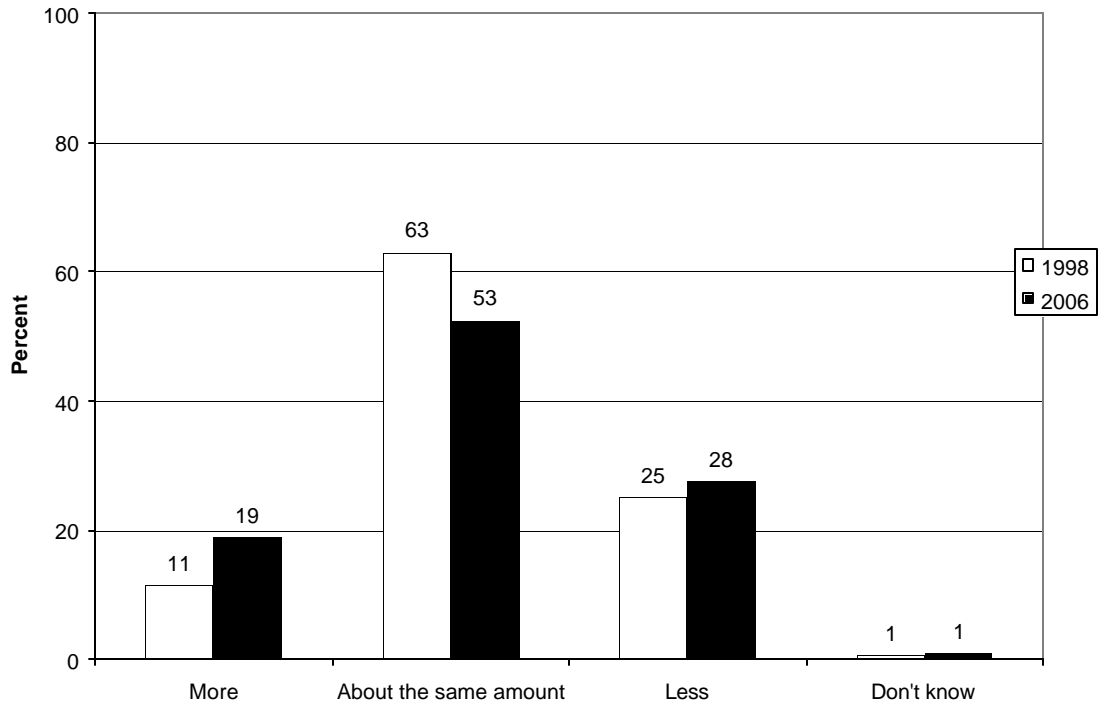
**Q53. How many total days did you hunt deer during the 2005-06 permit shotgun season in New Jersey?
(Asked of those who hunted deer during the 2005-06 permit shotgun season in New Jersey.)**



Q65. Would you say that you are hunting more, about the same amount, or less with a shotgun in New Jersey than in previous years? (Asked of those who hunted deer during the 2005-06 permit shotgun season in New Jersey.)



Would you say that you are hunting more, about the same amount, or less with a shotgun in New Jersey than in previous years? (Asked of New Jersey shotgun hunters.)

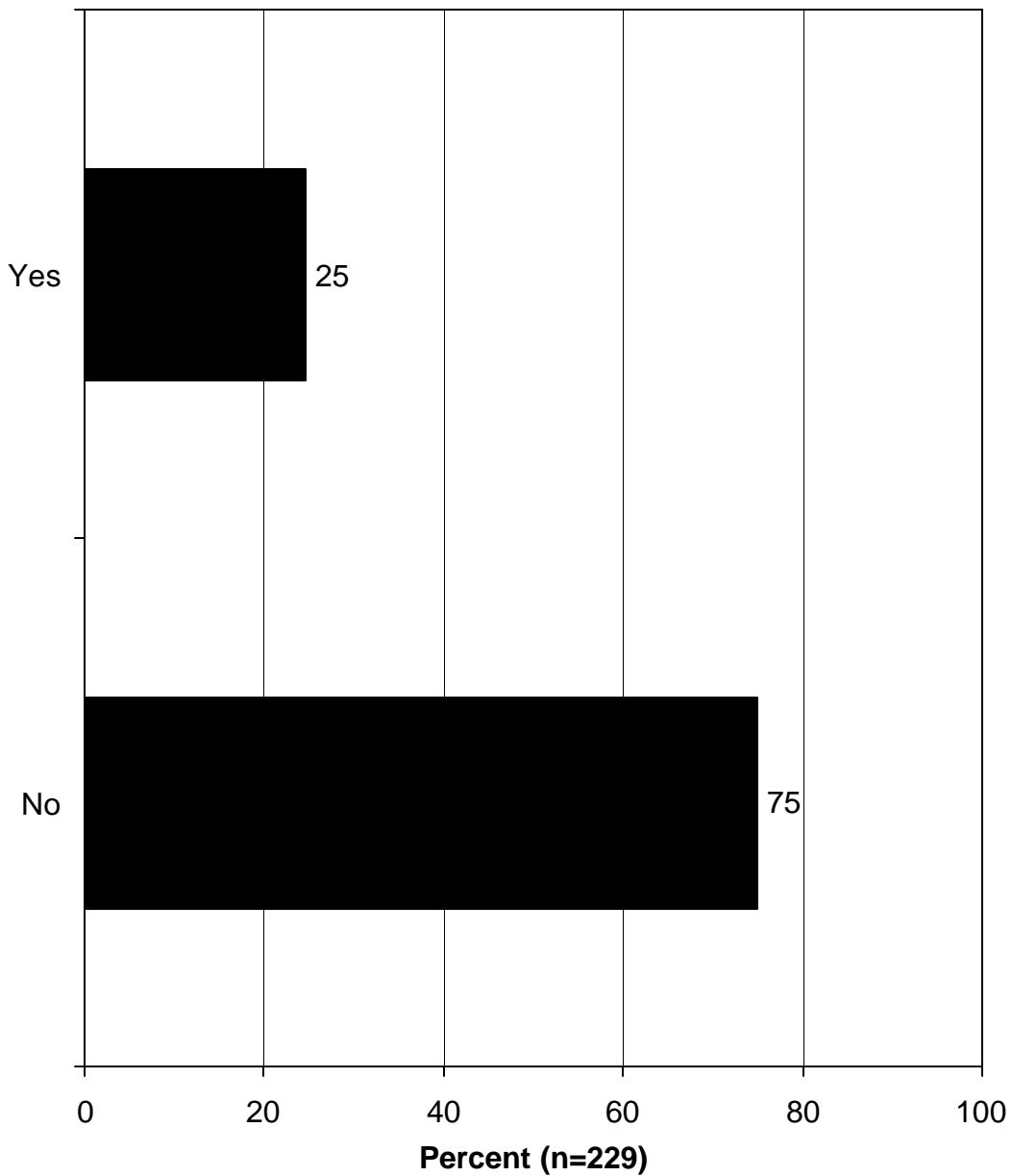


PARTICIPATION IN THE BANK-A-DOE PROGRAM

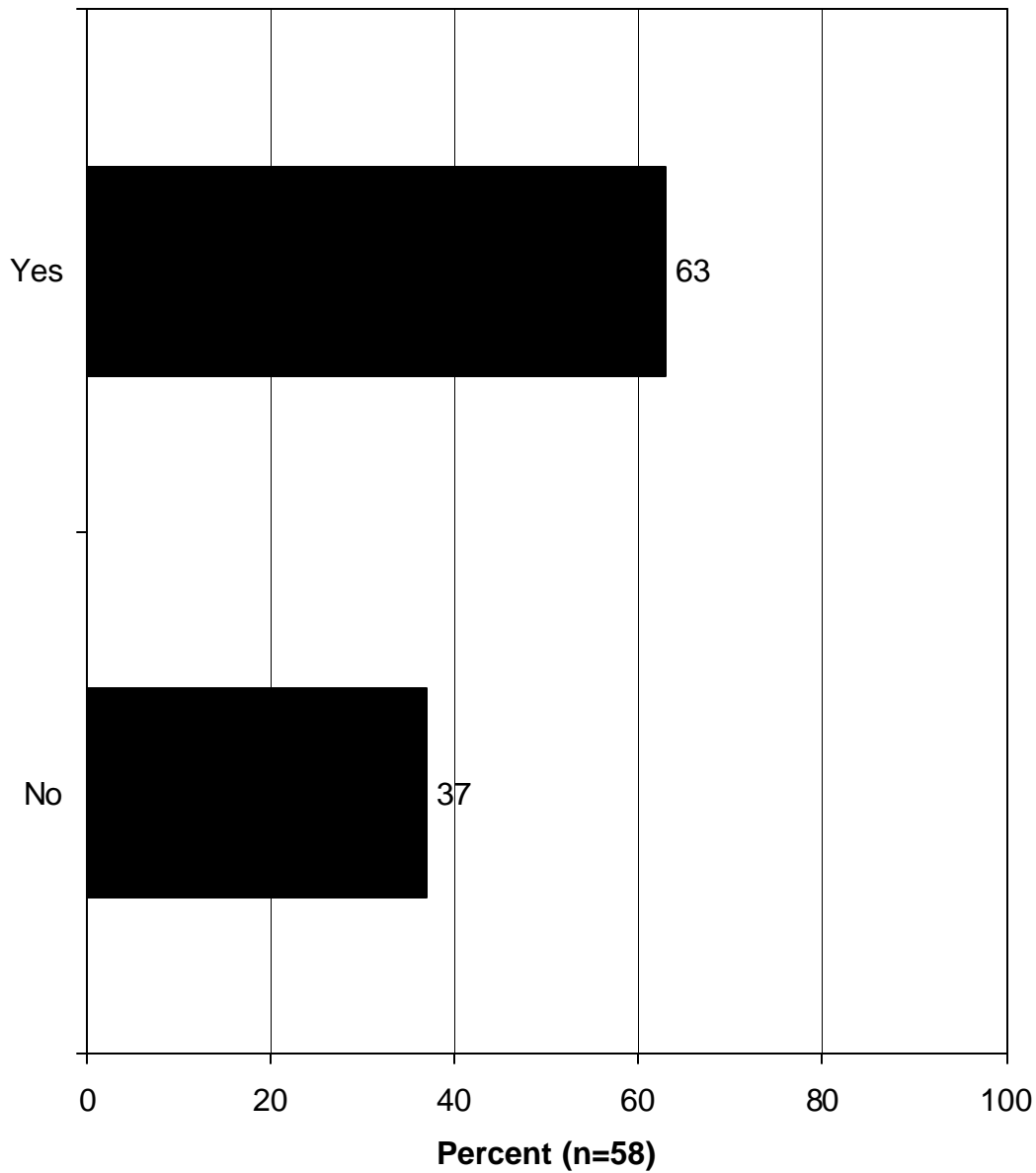
- Deer hunters were asked if they participated in the new Bank-A-Doe program during the 2005 fall bow or permit bow seasons in specified Earn-A-Buck zones. A large majority of deer hunters (75%) did not participate in the program.

- Of the deer hunters who participated in the program, 63% were able to successfully Bank-A-Doe during the 2005 fall bow or permit bow seasons.

Q81. Did you participate in the new Bank-A-Doe Program during the 2005 fall bow or permit bow season in Earn-A-Buck zones 7, 8, 9, 10, 11, 12, 13, 14, 15, 36, 41, 49, 50 or 51?



Q82. Were you able to successfully Bank-A-Doe? (Asked of those who participated in the Bank-A-Doe Program during the 2005 fall bow or permit bow season in an Earn-A-Buck zone.)



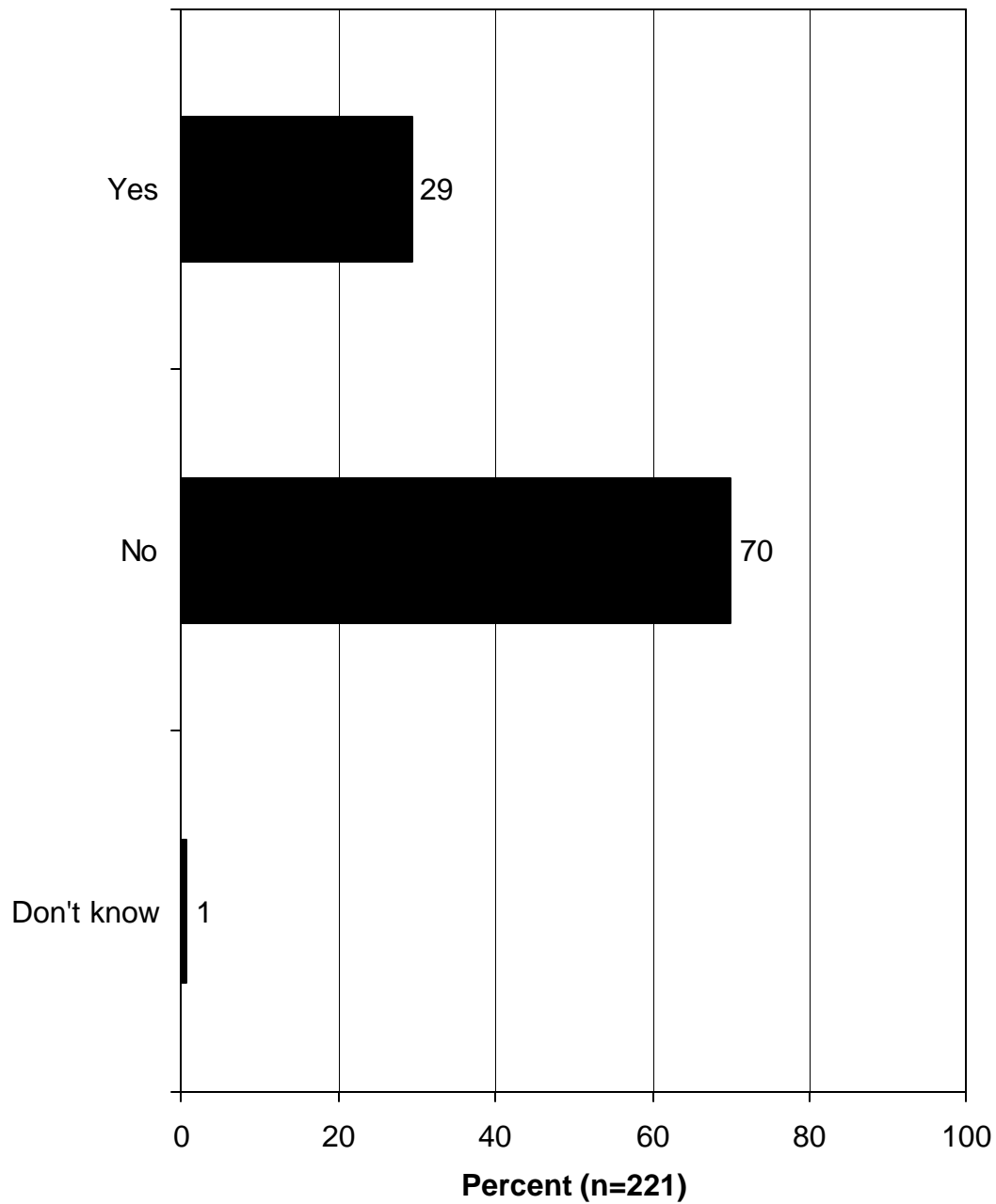
DEER HUNTING HARVESTS IN NEW JERSEY

BOWHUNTING HARVESTS

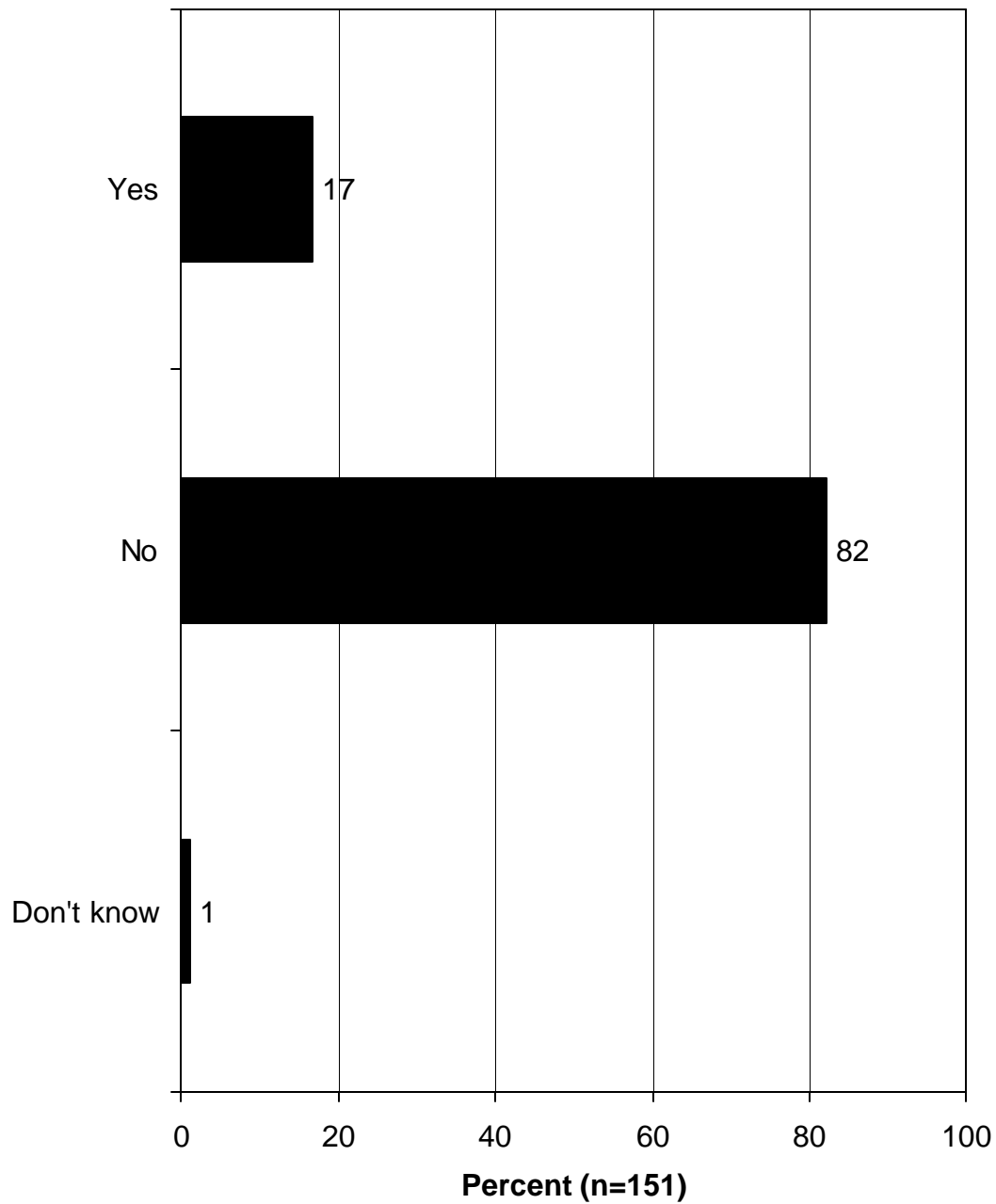
- Bowhunters were asked about their success in harvesting antlered deer during the fall bow, permit bow, and winter bow seasons. The large majority of deer hunters did not harvest an antlered deer during each of the three bowhunting seasons.
 - Bowhunters in the fall bow season had the most success, with 29% of participants harvesting an antlered deer.
 - Of the 17% of deer hunters who harvested an antlered deer during the 2005 permit bow season, nearly half harvested an antlered deer on their first tag.
 - Bowhunters had the least success in the 2006 winter bow season, with only 9% indicating that they harvested an antlered deer.

- Bowhunters were also asked about their antlerless deer harvest in each of the bowhunting seasons. Responses were similar for the three bowhunting seasons. The majority of bowhunters did not harvest any deer in each of the seasons.
 - Bowhunters who hunted deer during the 2005 fall bow season were the most successful, with 42% harvesting an antlerless deer during that season.
 - Most commonly, those who did successfully harvest antlerless deer during the fall and permit bow seasons harvested only one antlerless deer.
 - Bowhunters who hunted deer during the winter bow season were just as likely to harvest three antlerless deer (7%) as they were to harvest one (7%).


Q13. Did you harvest an antlered deer during the 2005 fall bow season? (Asked of those who hunted deer during the 2005 fall bow season in New Jersey.)



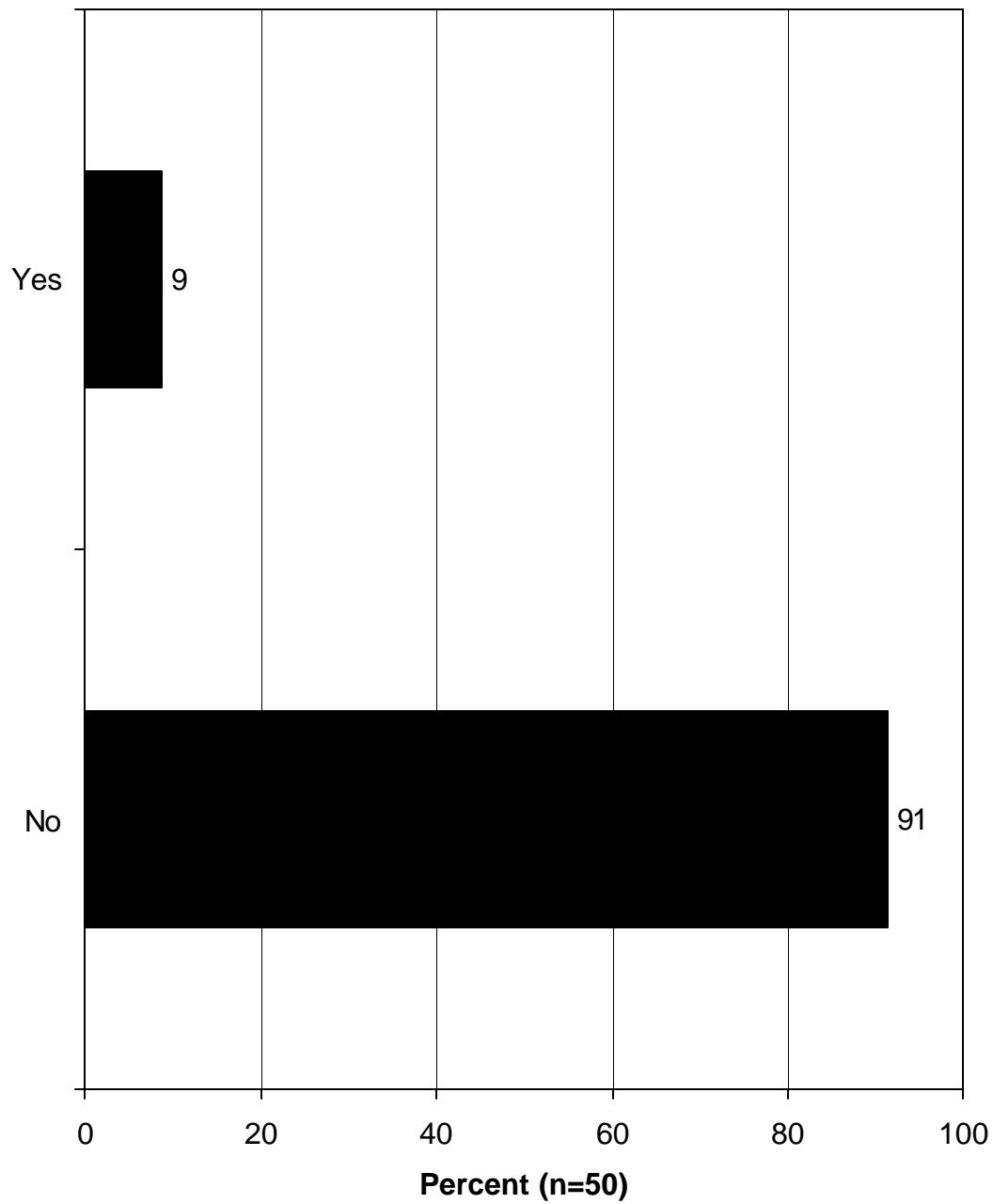
Q19. Did you harvest an antlered deer during the 2005 permit bow season? (Asked of those who hunted deer during the 2005 permit bow season in New Jersey.)



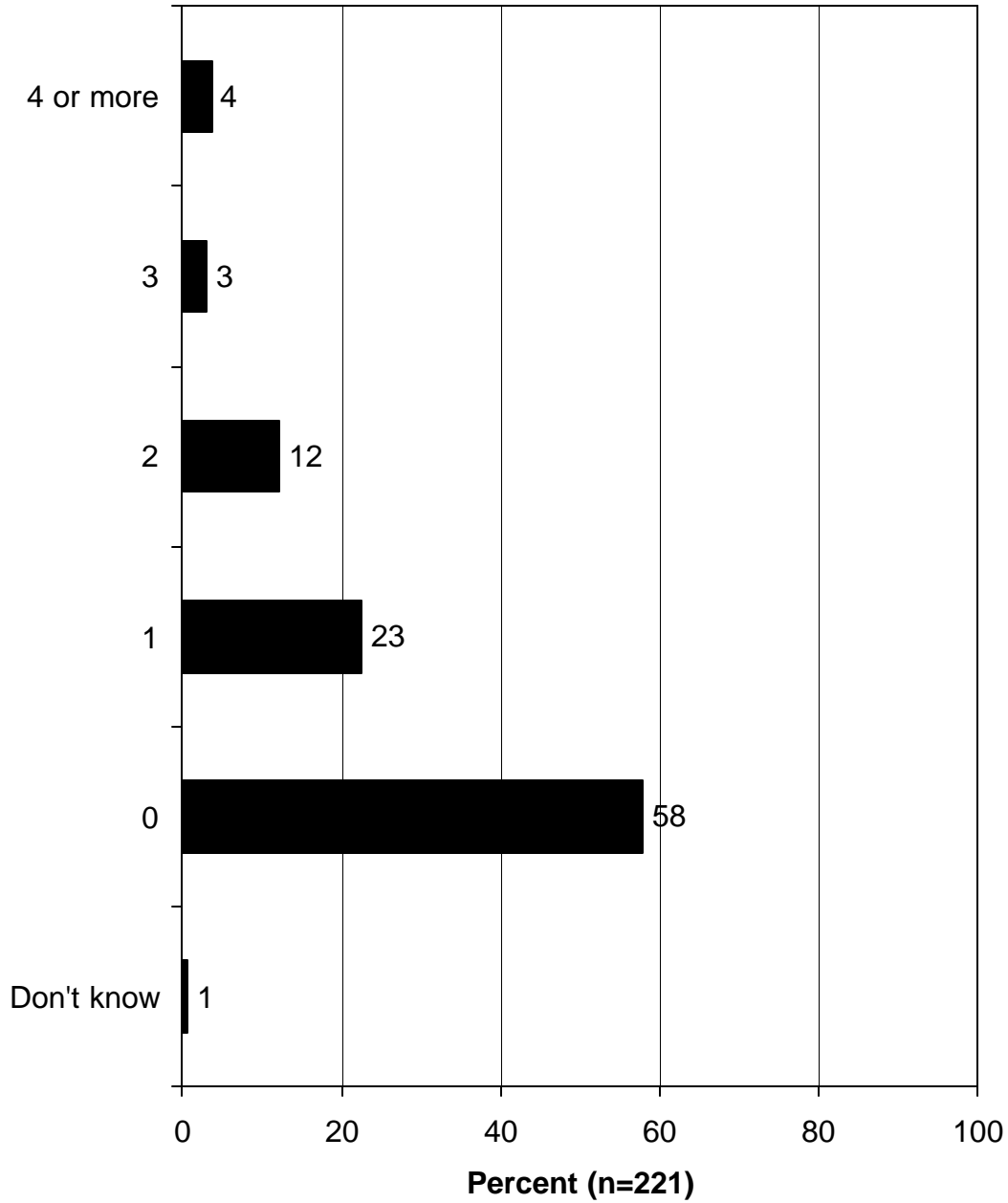
Q83. Did you harvest an antlered deer on your first tag during the 2005 permit bow season? (Asked of those who hunted deer and harvested an antlered deer during the 2005 permit bow season in New Jersey.)



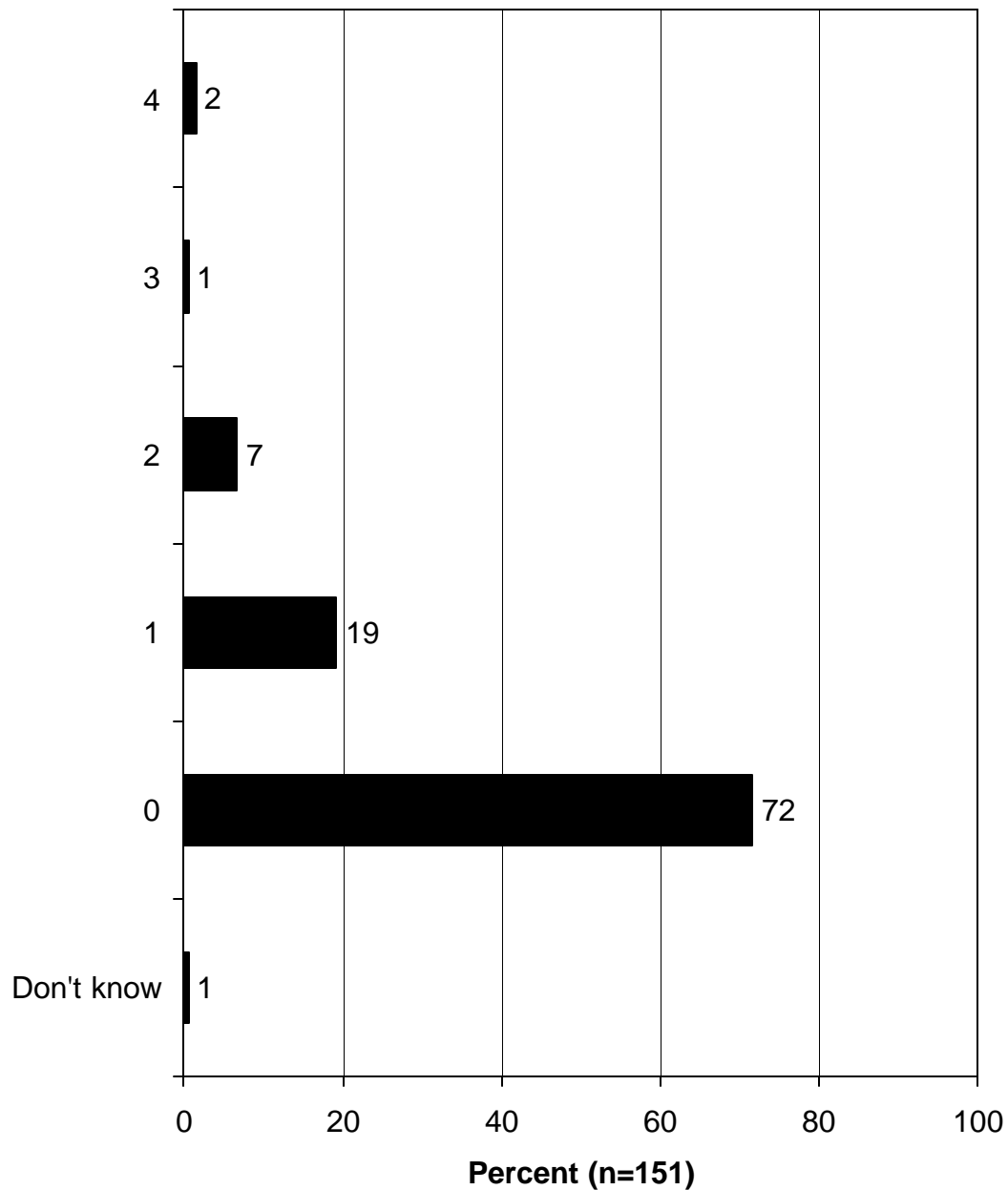
Q25. Did you harvest an antlered deer during the 2006 winter bow season? (Asked of those who hunted deer during the 2006 winter bow season in New Jersey.)



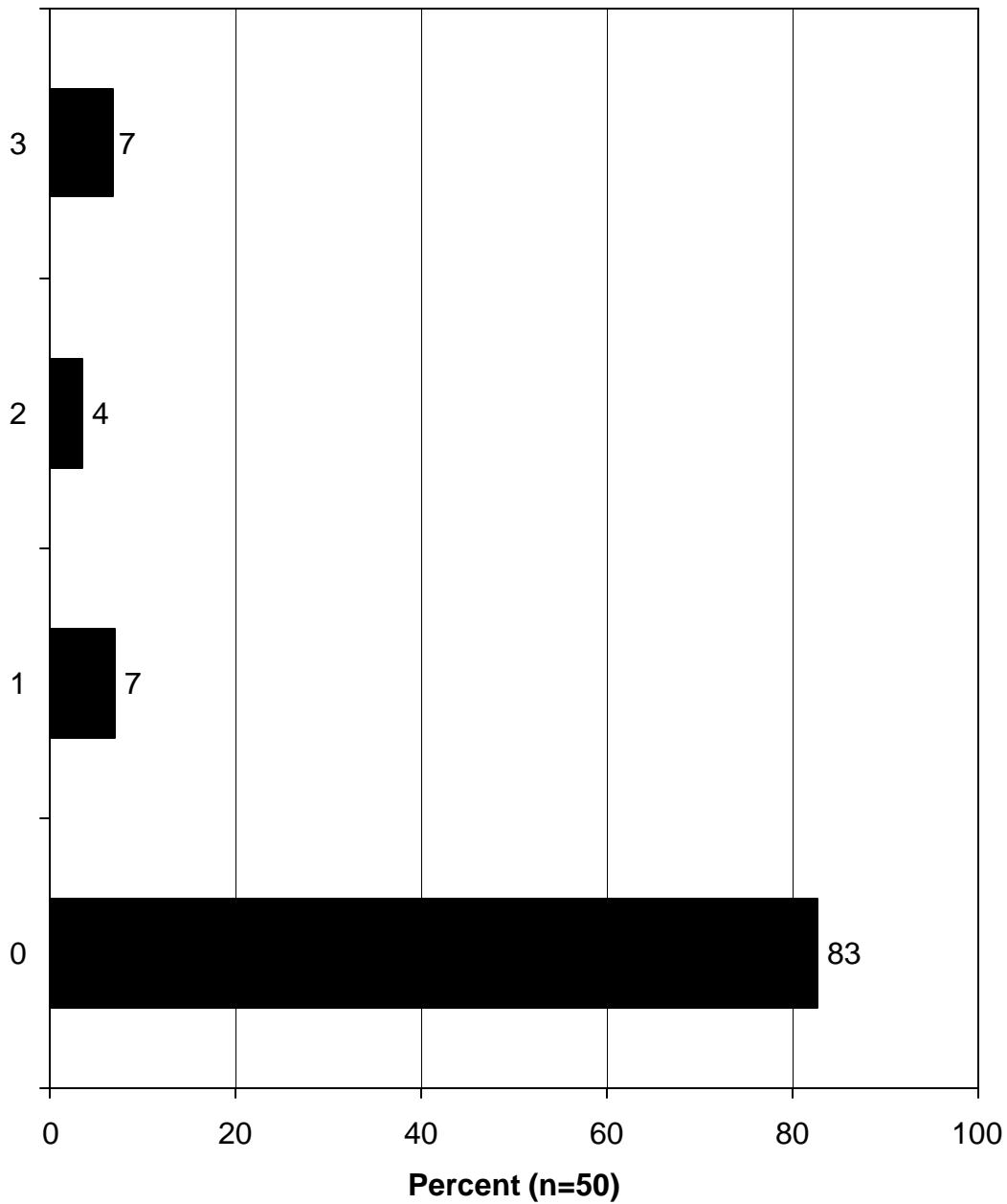
Q14. How many antlerless deer did you harvest during the 2005 fall bow season? (Asked of those who hunted deer during the 2005 fall bow season in New Jersey.)



Q20. How many antlerless deer did you harvest during the 2005 permit bow season? (Asked of those who hunted deer during the 2005 permit bow season in New Jersey.)



Q26. How many antlerless deer did you harvest during the 2006 winter bow season? (Asked of those who hunted deer during the 2006 winter bow season in New Jersey.)

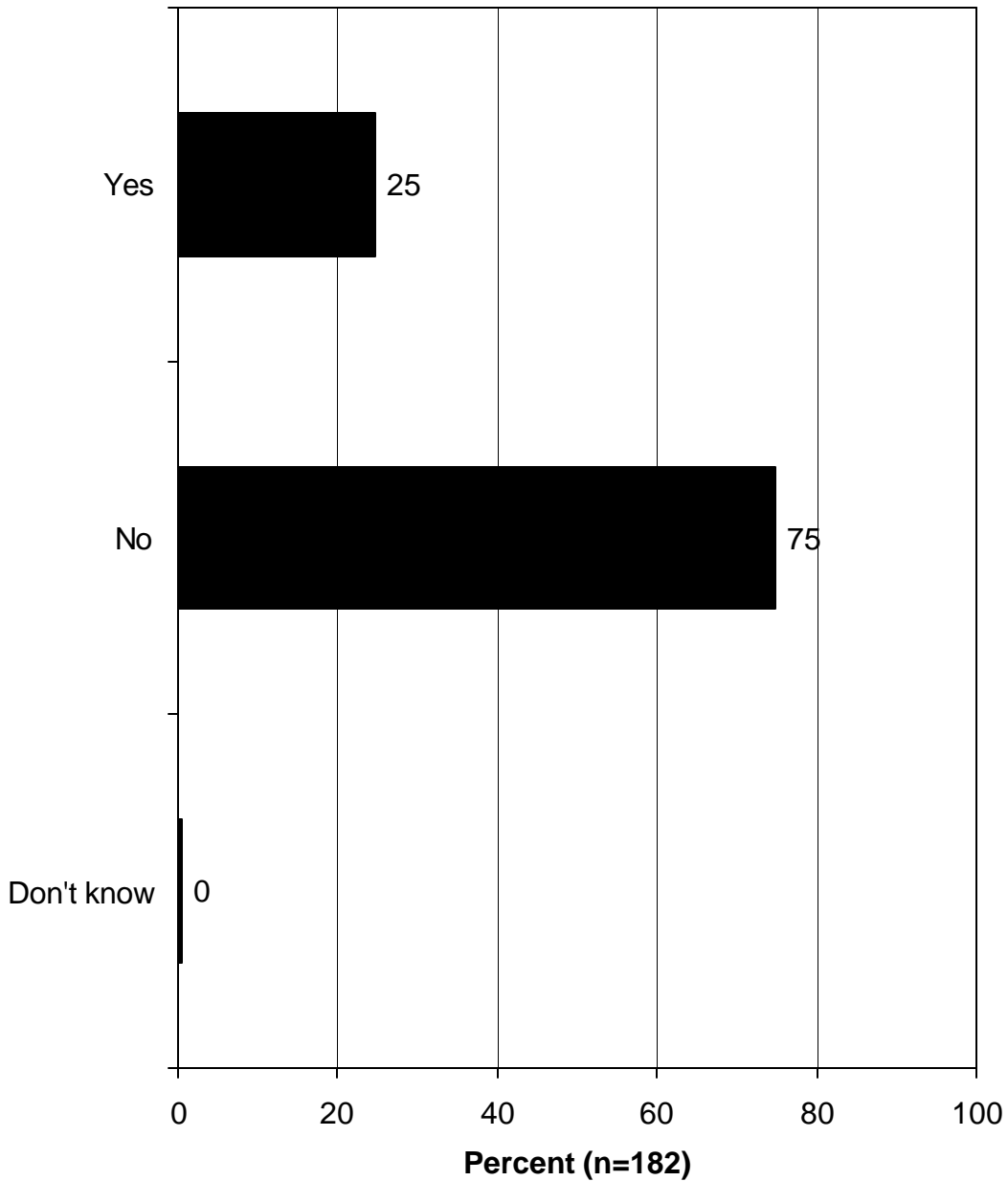


MUZZLELOADER HARVESTS

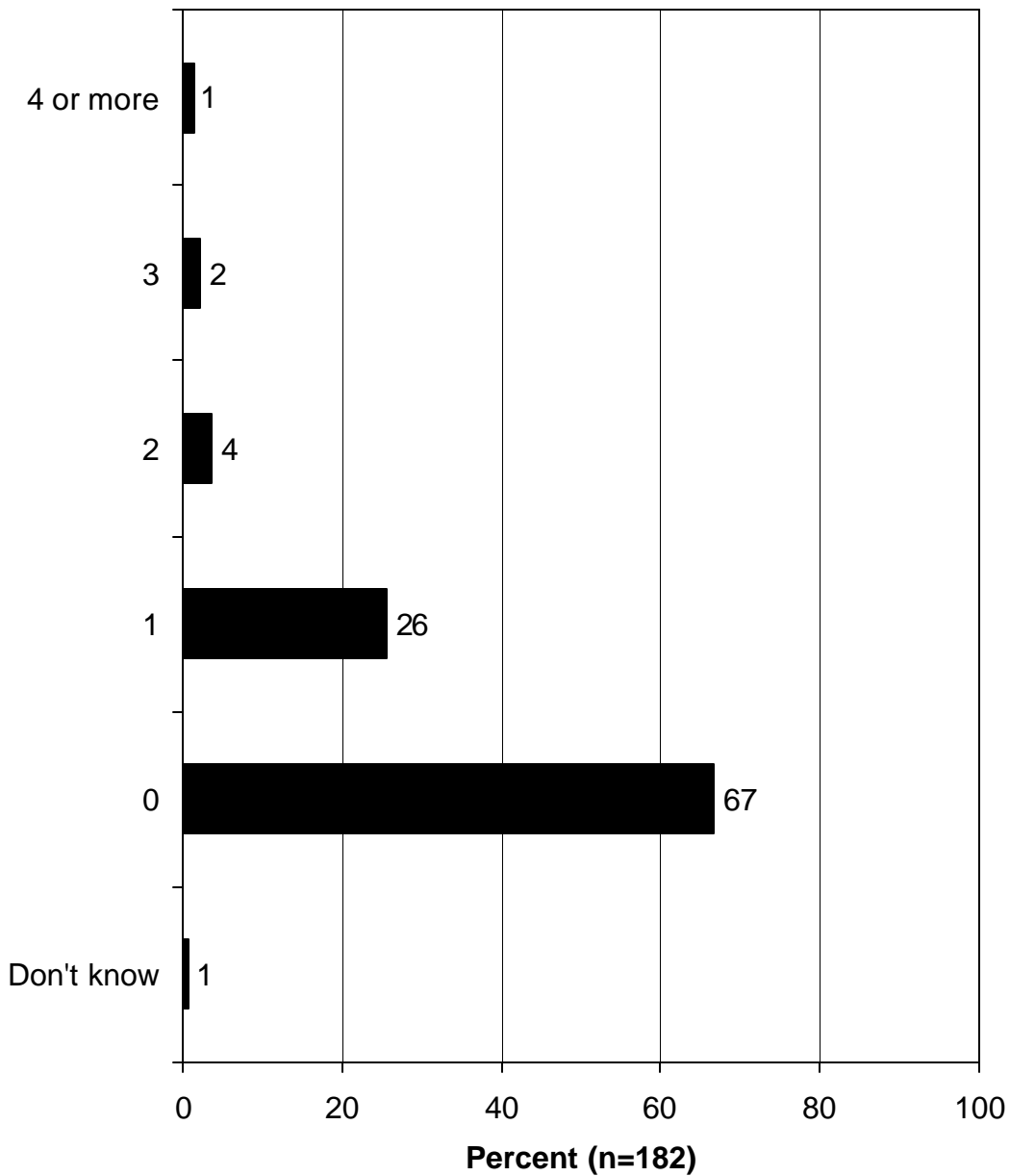
- Hunters who hunted deer with a muzzleloader were asked about their success in harvesting antlered deer during the 2005-06 muzzleloader season. A majority of muzzleloader hunters (75%) indicated they did not harvest an antlered deer.

- When asked how many antlerless deer they harvested during the 2005-06 season, a majority of muzzleloader hunters (67%) reported that they did not harvest any antlerless deer. Nonetheless, about a quarter of muzzleloader hunters (26%) did successfully harvest one antlerless deer during the muzzleloader season. Very few harvested more than one antlerless deer.

Q36. Did you harvest an antlered deer during the 2005-06 permit muzzleloader season? (Asked of those who hunted deer during the 2005-06 permit muzzleloader season in New Jersey.)



Q37. How many antlerless deer did you harvest during the 2005-06 permit muzzleloader season? (Asked of those who hunted deer during the 2005-06 permit muzzleloader season in New Jersey.)

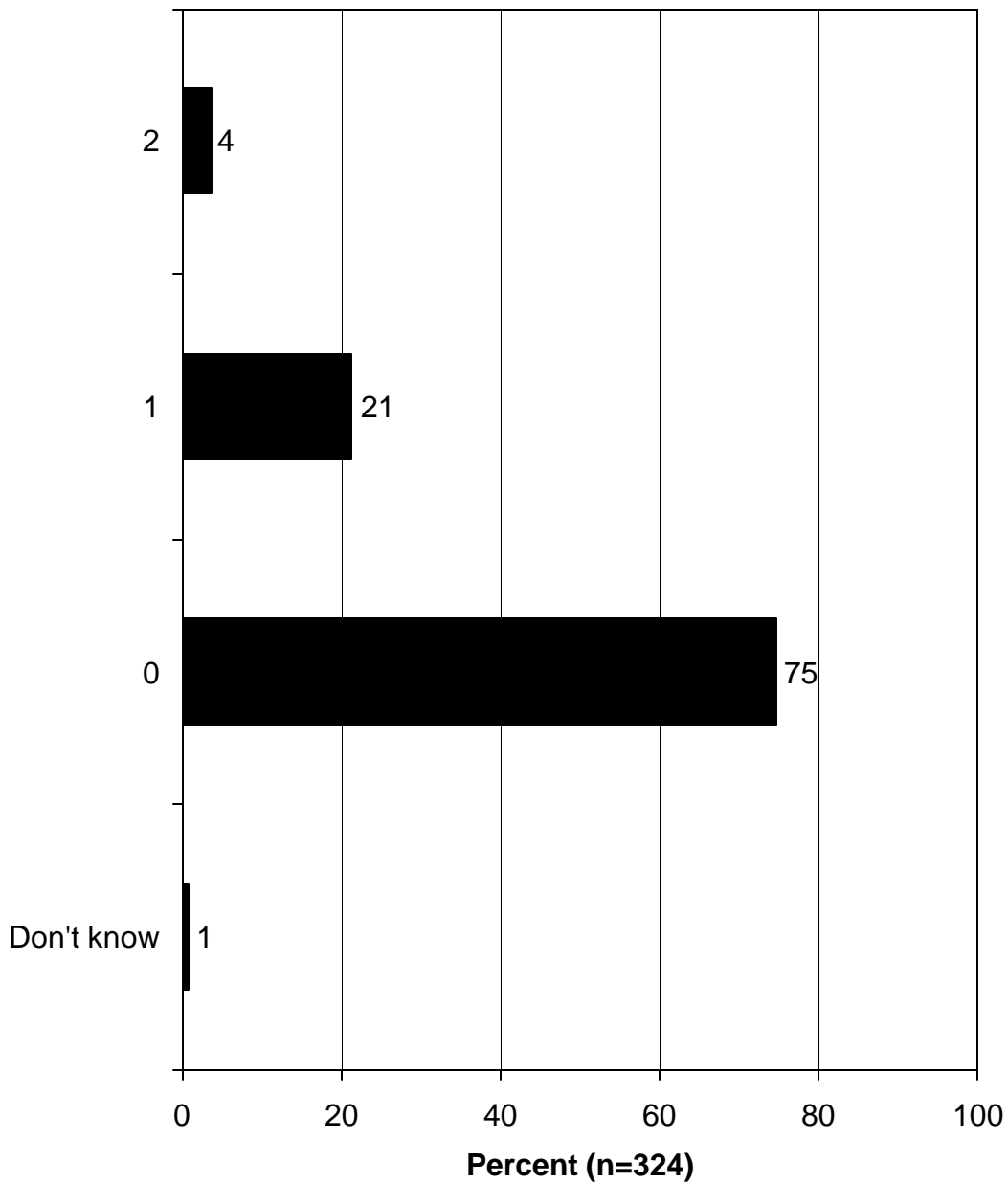


SHOTGUN HARVESTS

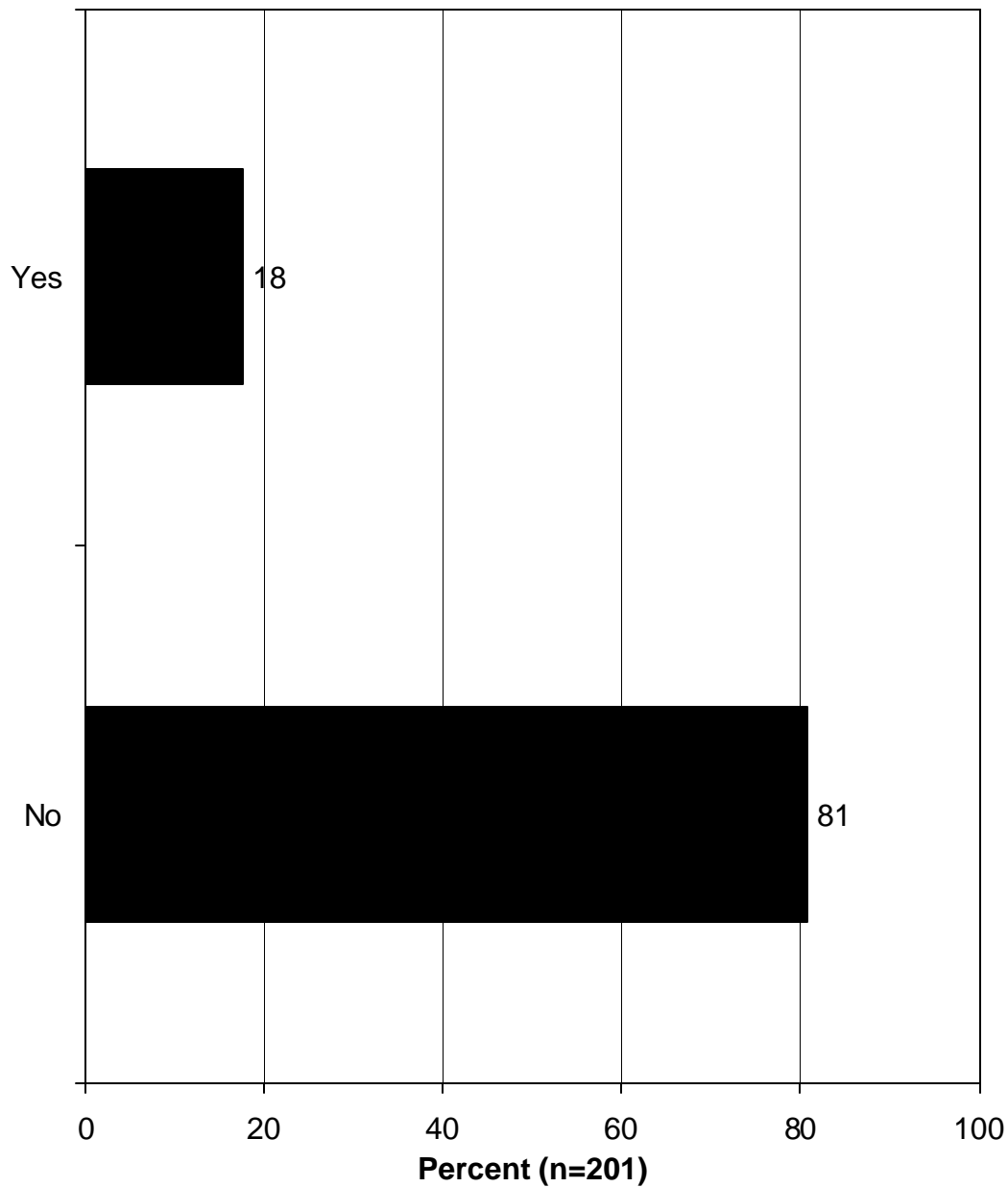
- Deer hunters who hunted with a shotgun were asked about their success in harvesting antlered deer during the 2005 six-day firearm season and the 2005-06 permit shotgun season.
 - A large majority of the deer hunters who participated in the six-day firearm season (75%) did not successfully harvest an antlered deer. A substantial percentage (21%) harvested one deer.
 - A large majority of deer hunters who hunted during the permit shotgun season (81%) did not harvest any antlered deer.

- A majority of shotgun hunters (66%) did not harvest an antlerless deer during the 2005-06 permit shotgun season. Most commonly, those who did harvest antlerless deer harvested only one during the shotgun season.

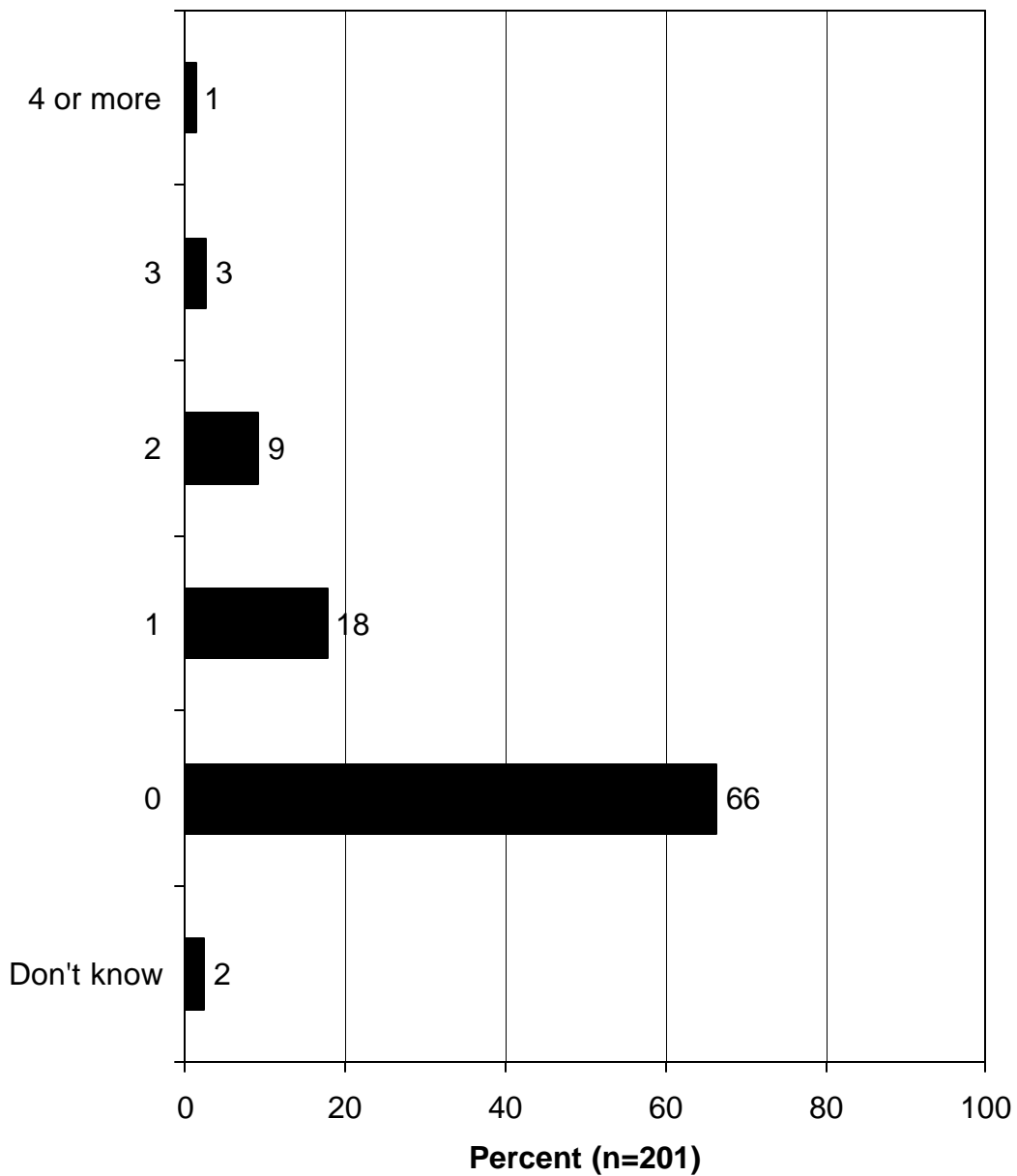
Q46. How many antlered deer did you harvest during the 2005 six-day firearm season? (Asked of those who hunted deer during the 2005 six-day firearm season in New Jersey.)



Q55. Did you harvest an antlered deer during the 2005-06 permit shotgun season? (Asked of those who hunted deer during the 2005-06 permit shotgun season in New Jersey.)



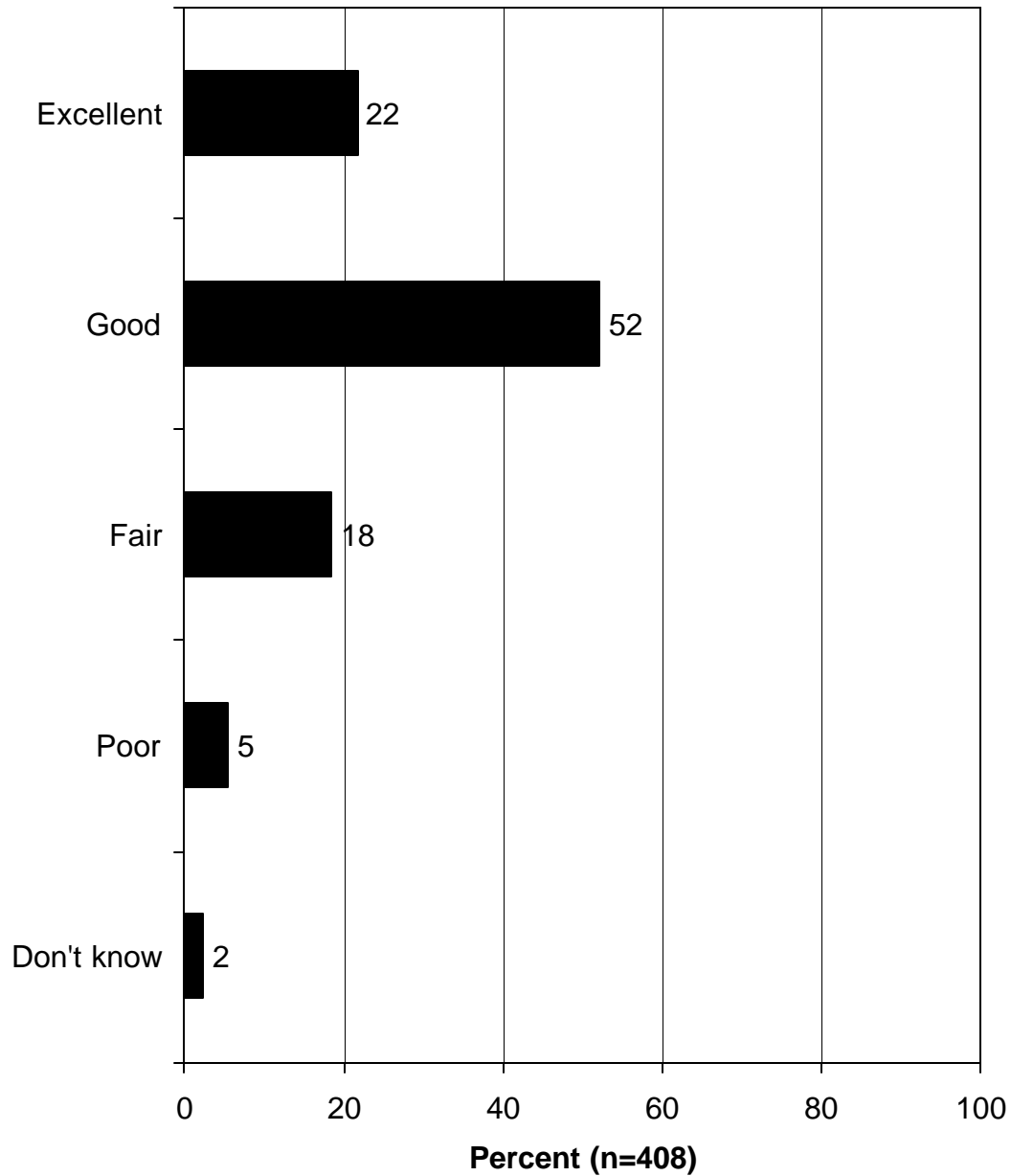
Q56. How many antlerless deer did you harvest during the 2005-06 permit shotgun season? (Asked of those who hunted deer during the 2005-06 permit shotgun season in New Jersey.)



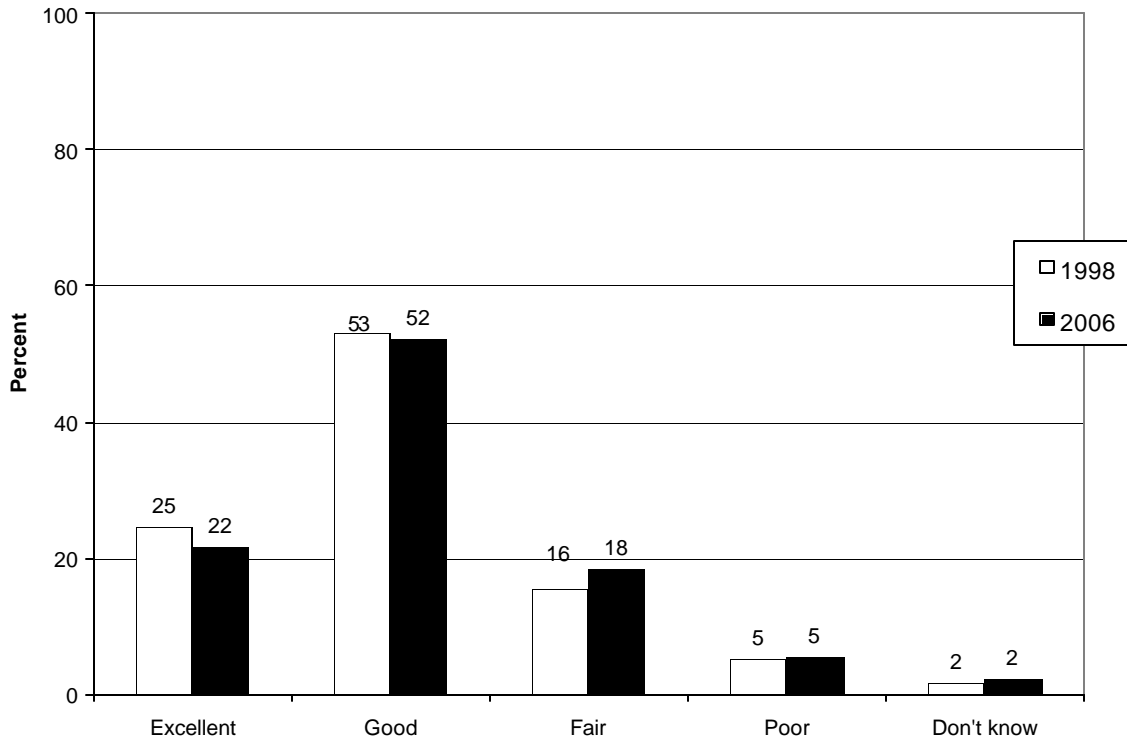
RATINGS OF THE PERFORMANCE OF THE NEW JERSEY DIVISION OF FISH AND WILDLIFE

- When asked to rate the performance of the New Jersey Division of Fish and Wildlife, most deer hunters were highly positive in their response, with a majority (74%) indicating they think the Division is doing an “excellent” or “good” job of managing the overall deer population in New Jersey. Eighteen percent of deer hunters rated the Division’s performance as “fair,” and very few deer hunters rated the Division’s performance as “poor.”
- Respondents provided almost identical opinions of the Division’s performance in 1998 and 2006. Trends analysis shows very little shift in deer hunters’ opinion of the Division’s performance from 1998 to 2006.

Q110. Do you think the Division of Fish and Wildlife is doing an excellent, good, fair, or poor job of managing the overall deer population in New Jersey?



Do you think the Division of Fish and Wildlife is doing an excellent, good, fair, or poor job of managing the overall deer population in New Jersey?



OPINIONS ON DEER MANAGEMENT, THE DEER HERD, HUNTING OPPORTUNITIES, BAITING, HARVEST SIZE, AND DEER DRIVES

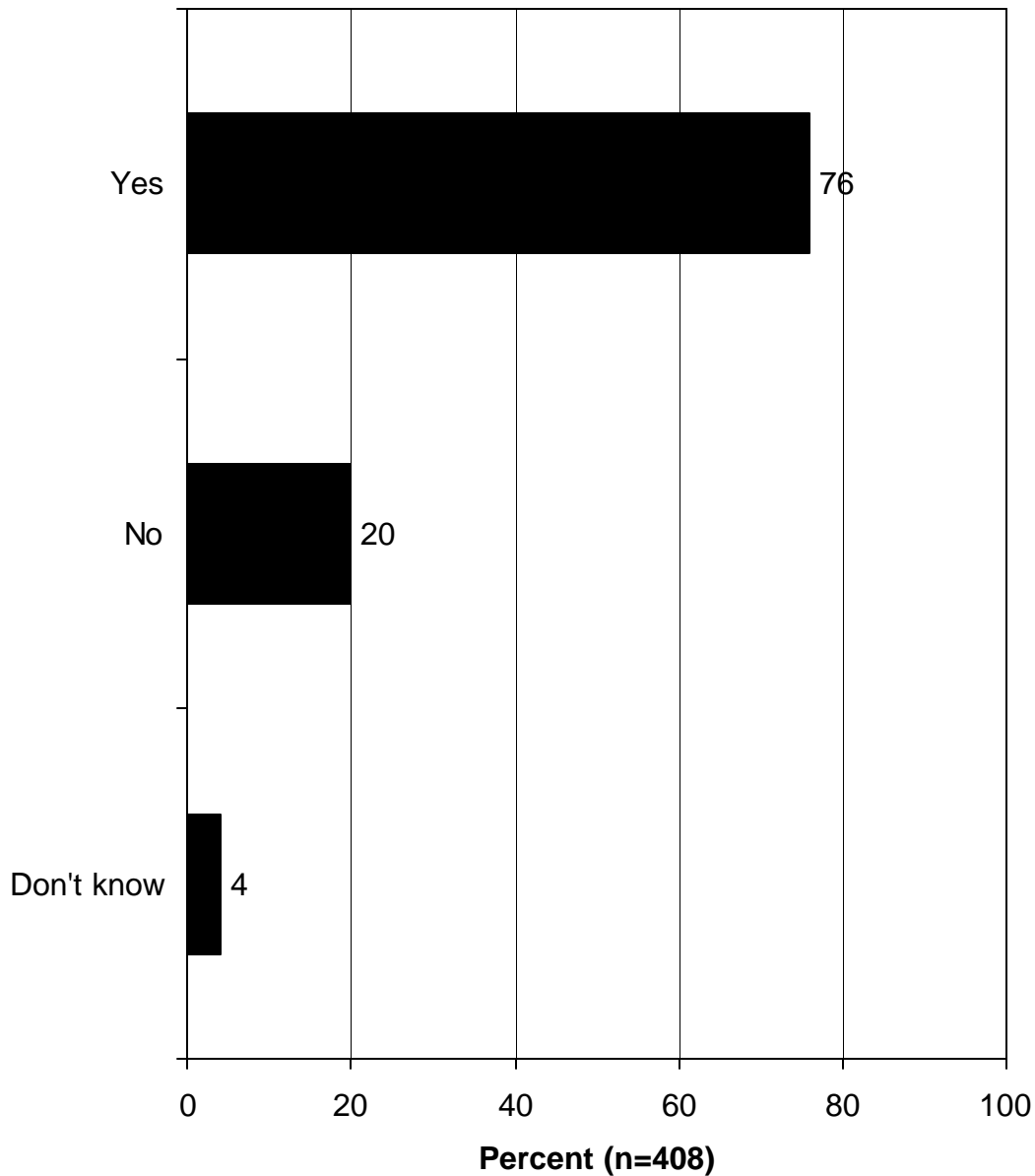
OPINIONS ON QUALITY DEER MANAGEMENT

- Deer hunters were asked to share their opinions about Quality Deer Management efforts.

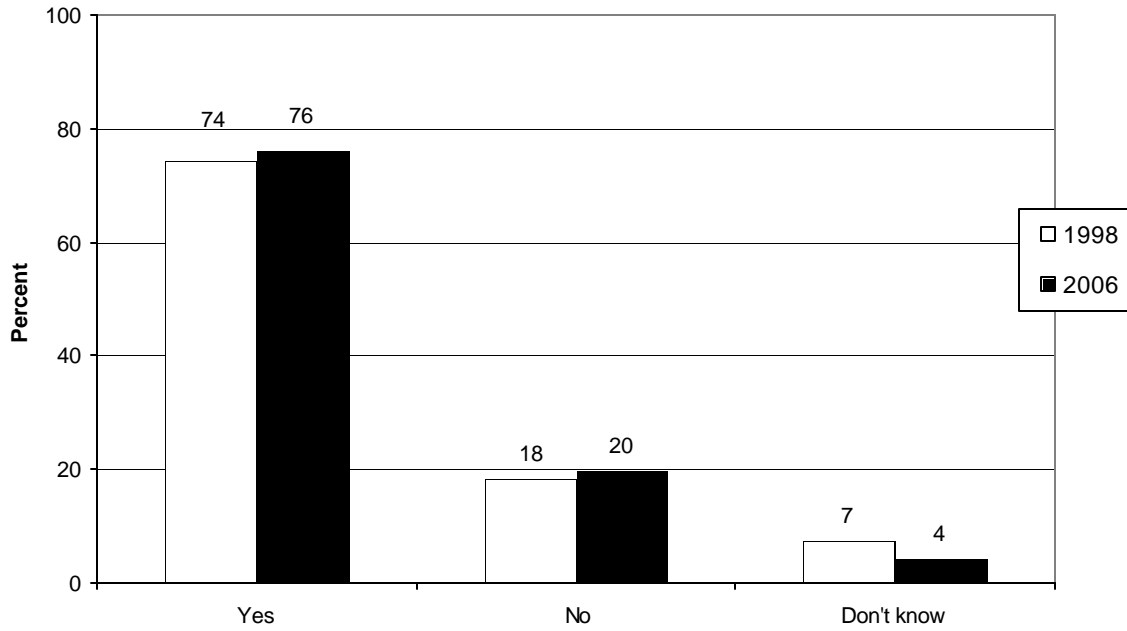
Overall, deer hunters were willing to accept the proposed restrictions.

- Support was high for the idea of giving up the chance to shoot small-antlered bucks and shoot more does in exchange for an increased chance to shoot large-antlered bucks in later years: 76% of deer hunters were willing to do this to increase the overall quality of the deer herd.
- Trends analysis shows that deer hunters' willingness to give up the chance to shoot small-antlered bucks and shoot more does in exchange for an increased chance to shoot large-antlered bucks in later years has not decreased nor increased greatly since 1998. Overall, the majority of deer hunters are willing to accept the restriction.
- Deer hunters were presented with research indicating that, on average, 11 yearling bucks must be passed up for every one older age class buck in certain zones with the current 3-point antler point restriction. A large majority (75%) found this statistic acceptable.
- A majority of deer hunters (72%) also indicated that a 4-point antler point restriction would be acceptable in deer management zones with high quality deer browse and food availability.

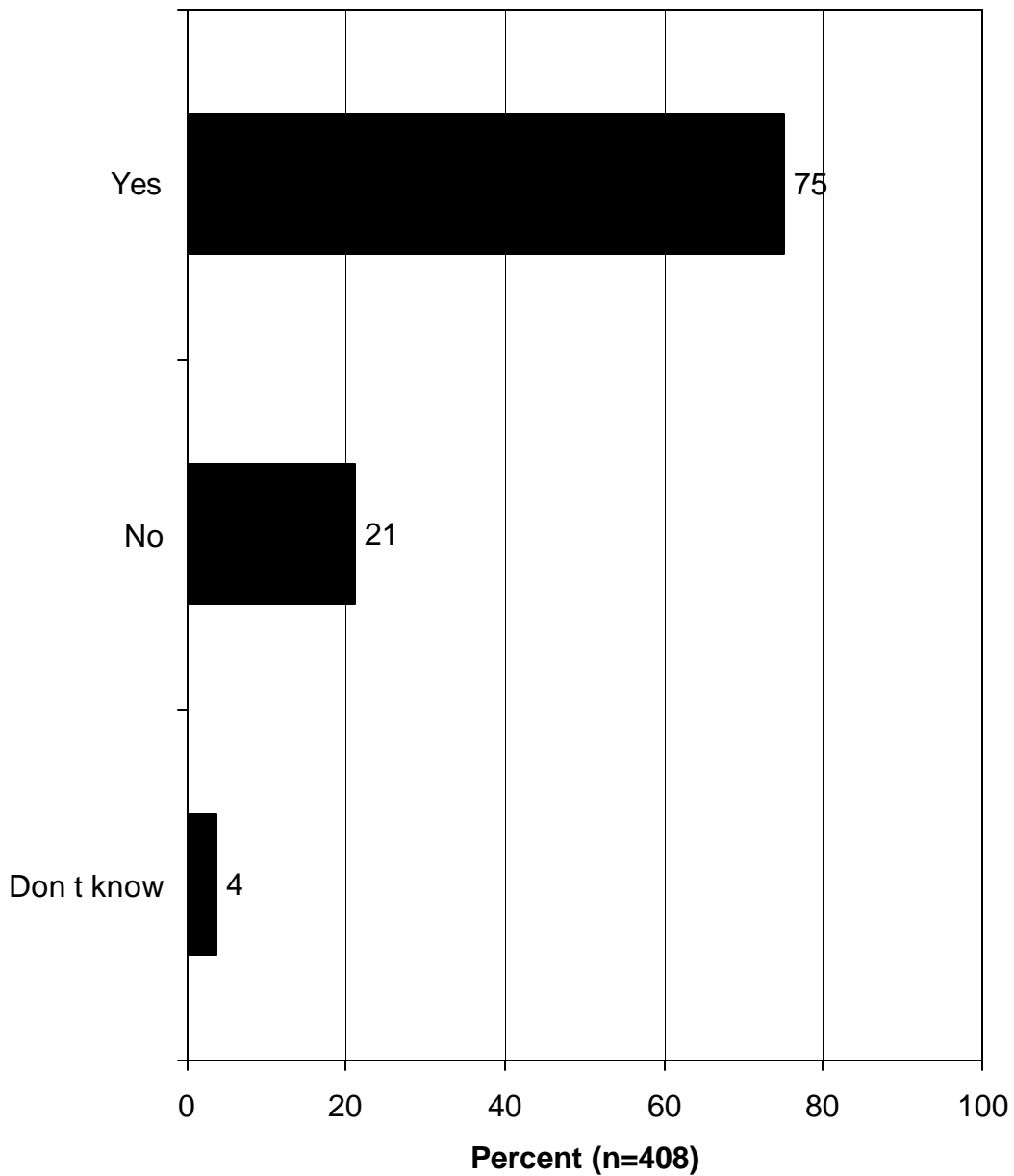
Q74. Quality Deer Management, requires that young, small-antlered bucks be protected and that more does be killed. Are you willing to give up the chance to shoot small-antlered bucks, for instance a buck with 6 points, and shoot more does in exchange for an increased chance to shoot large-antlered bucks in later years?



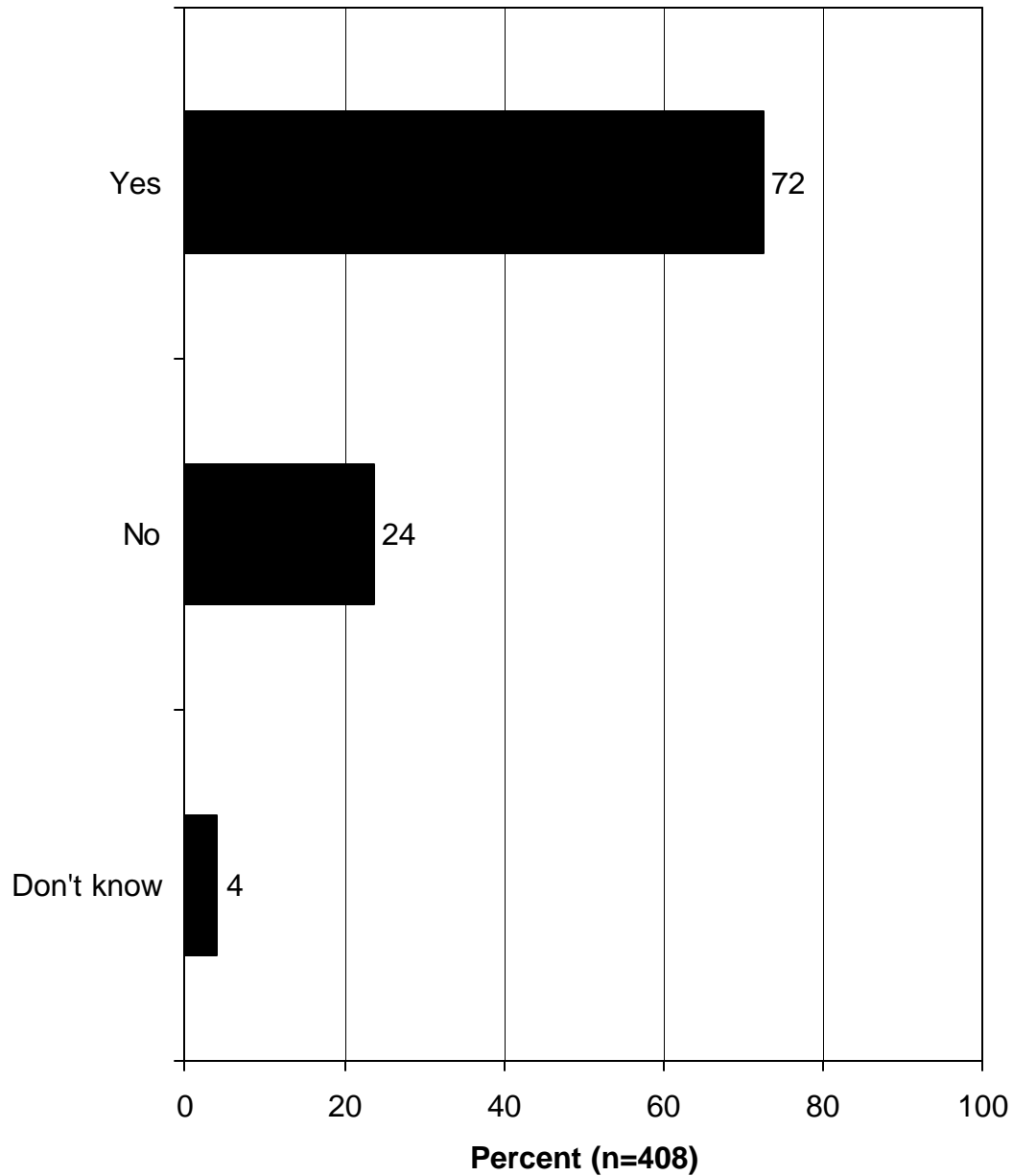
Are you willing to give up the chance to shoot small-antlered bucks, for instance a buck with 6 points, and shoot more does in exchange for an increased chance to shoot large-antlered bucks in later years?



Q75. Research on the current 3-point antler point restrictions in zones 3, 6, 9, 13, 27, 29, 35 and 63 from 2001 through 2005 in New Jersey has shown that, on average, a hunter must pass up 11 yearling bucks for every one older age class buck harvested. Do you find this acceptable?



Q76. In deer management zones with high quality deer browse and food availability, would a 4-point antler point restriction be acceptable to you?

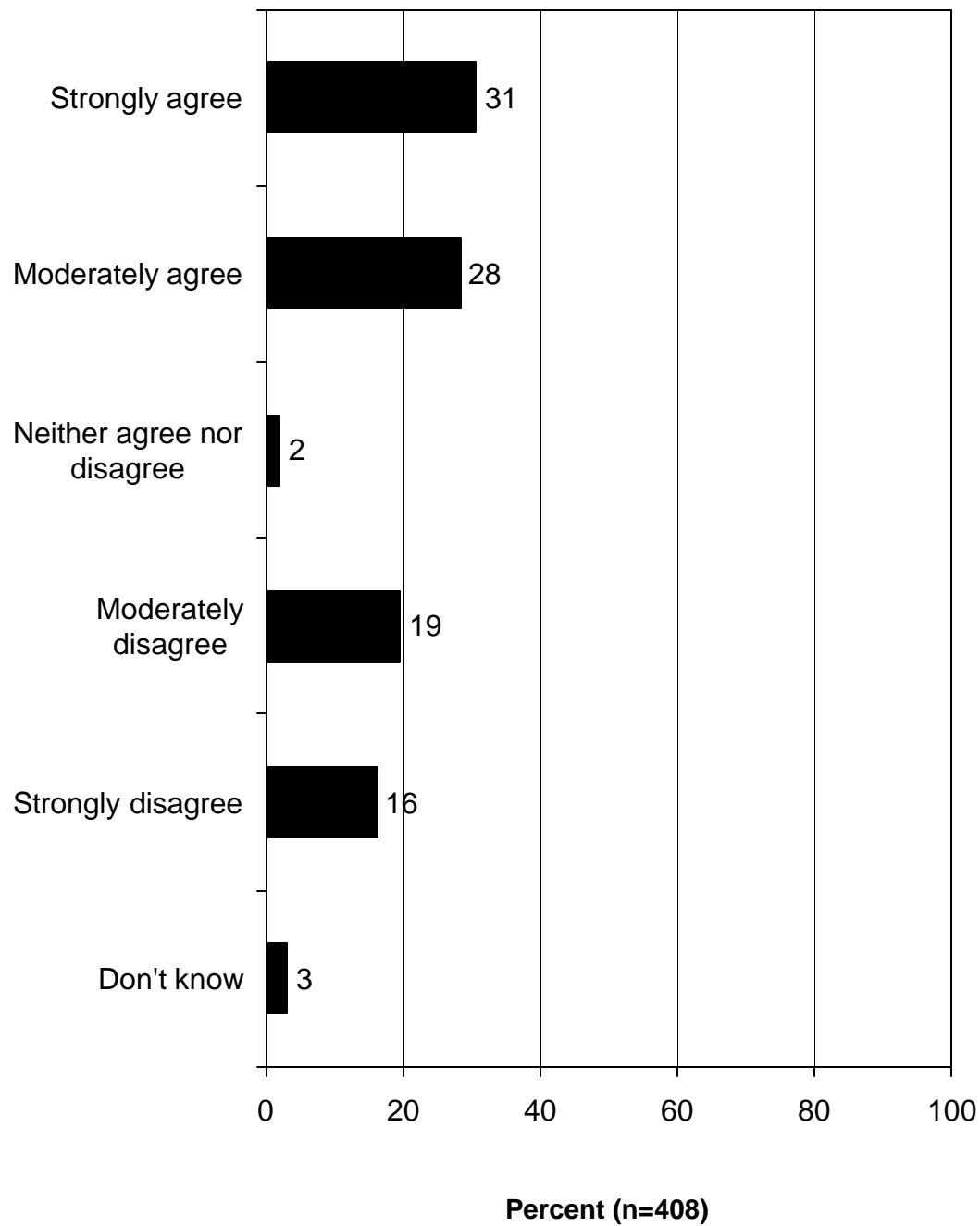


OPINIONS ON THE SIZE OF THE DEER HERD

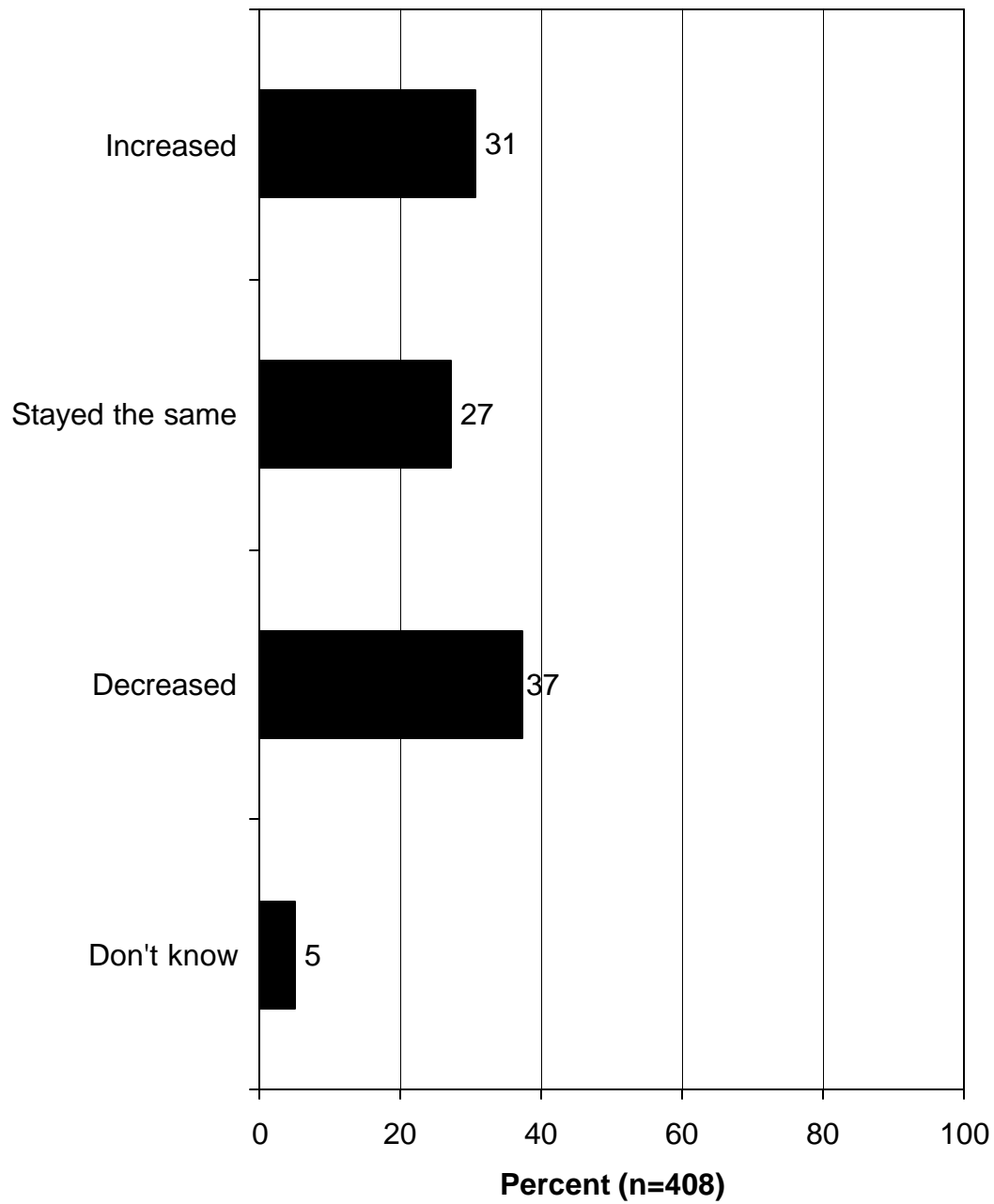
- Overall, deer hunters were more likely to agree than disagree that there were enough antlered deer in the area they hunted most often in New Jersey during the 2005-06 season: a slight majority agree (31% strongly agree, 28% moderately agree) that there were enough antlered deer in the areas they hunted most often. However, about a third of deer hunters (35%) disagreed that there were not enough antlered deer.

- Deer hunters were fairly evenly split in opinions on the number of antlered deer in New Jersey: 37% of deer hunters think the number of antlered deer has decreased in the past 5 years, while 31% think the number has increased. A smaller percentage (27%) think the herd has stayed the same.
 - Trends analysis shows a slight shift in deer hunters' opinions of the number of antlered deer in New Jersey: deer hunters were more likely to think the number of antlered deer has decreased and less likely to think it has increased in 2006 than in 1998.

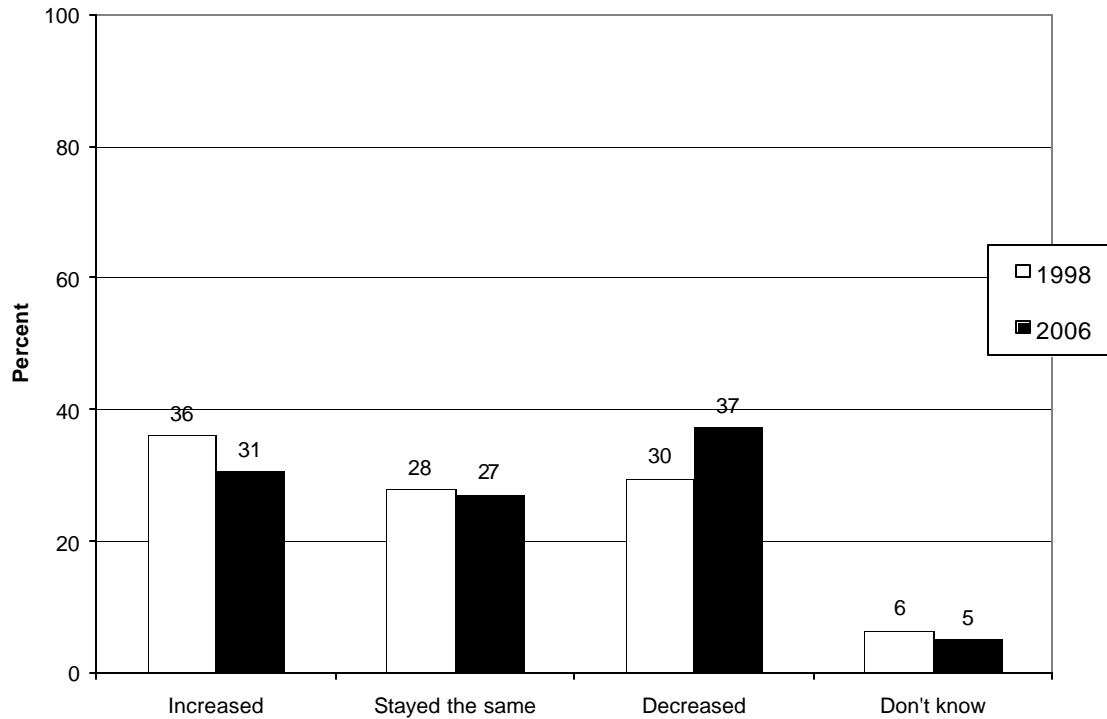
Q63. Do you agree or disagree that when you were hunting in New Jersey, during the 2005-06 season, there were enough antlered deer in the area you hunted most often?



Q77. Do you think the number of antlered deer in New Jersey has increased, stayed the same, or decreased in the past 5 years?



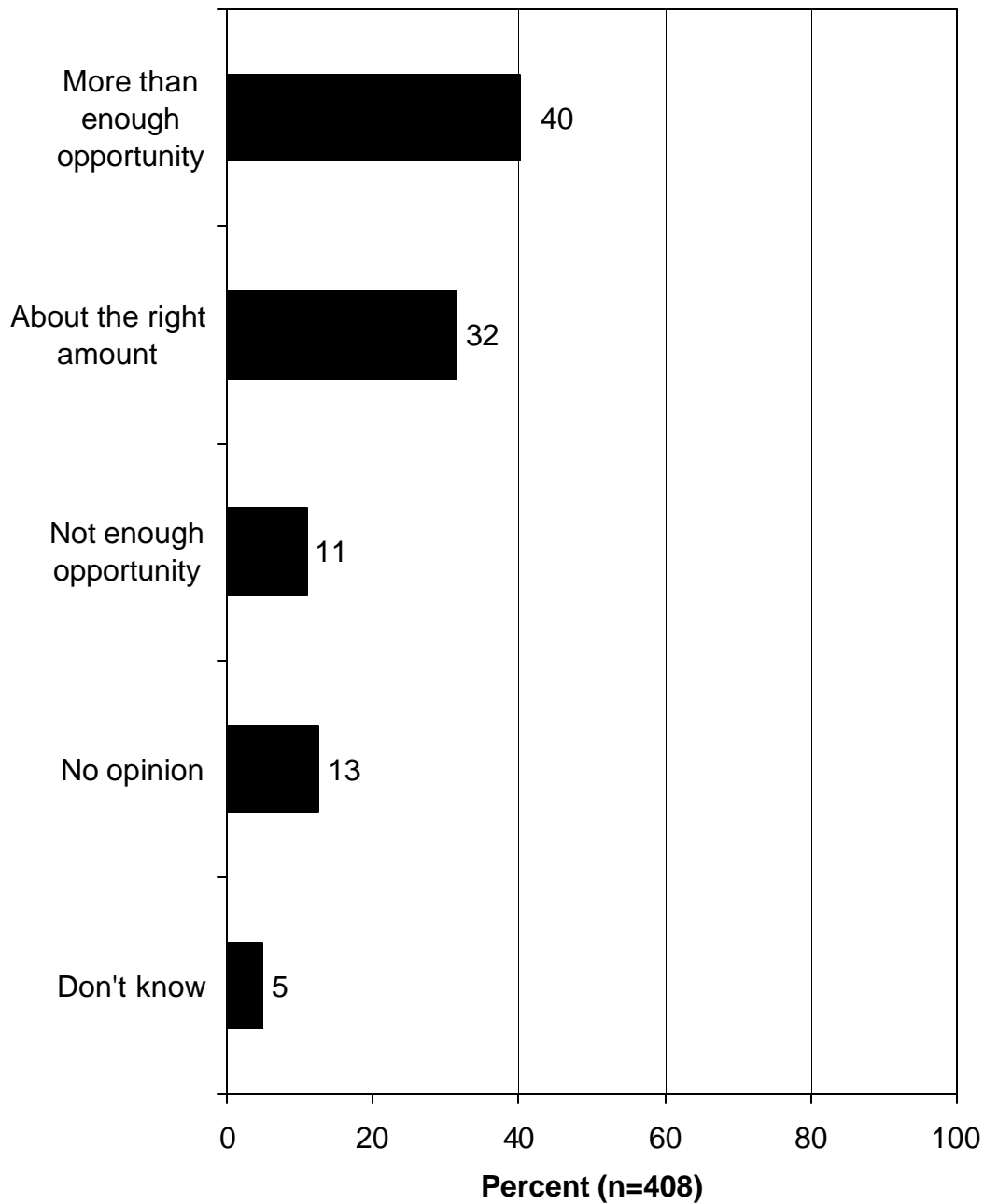
Do you think the number of antlered deer in New Jersey has increased, stayed the same, or decreased in the last 5 years?



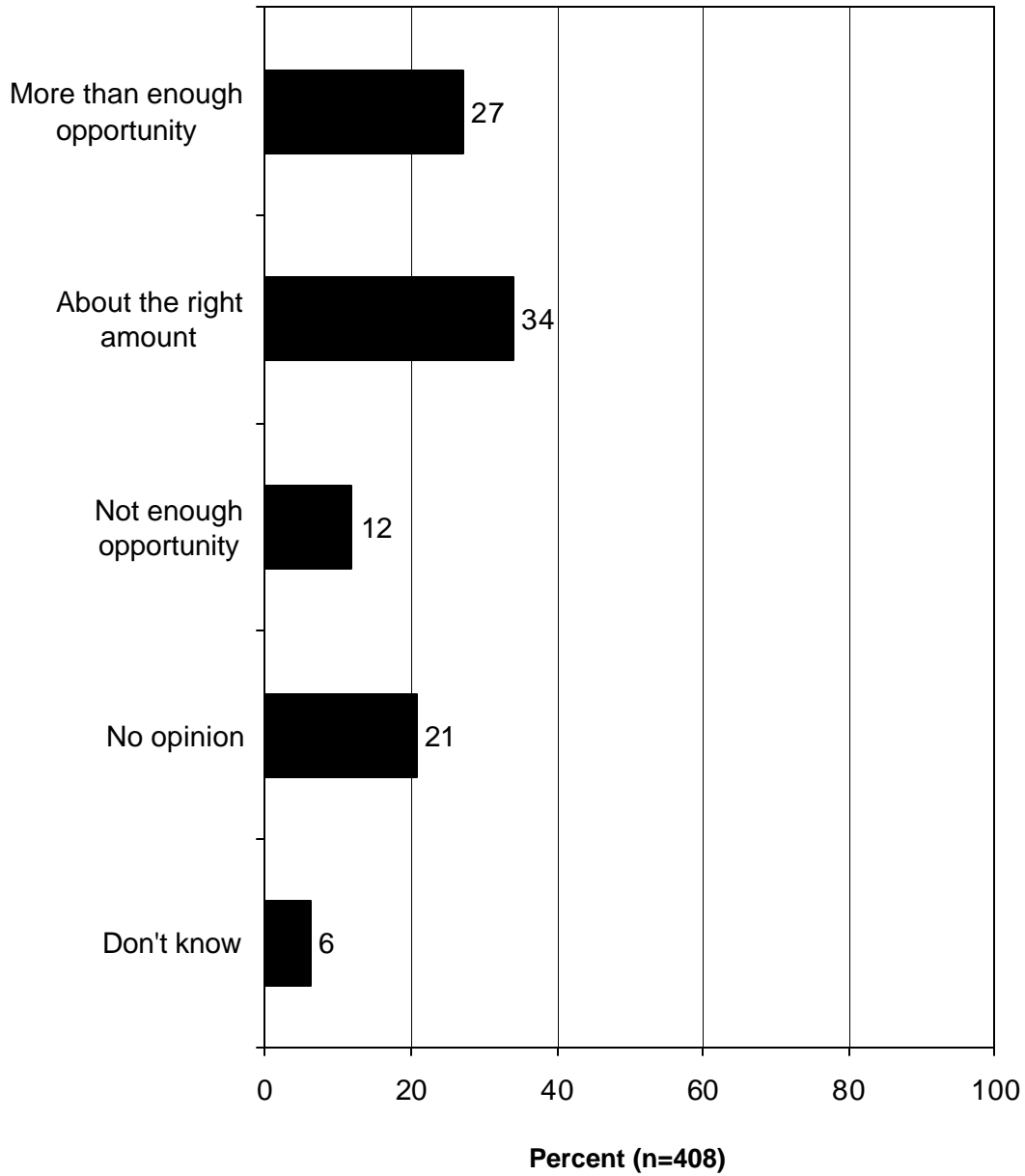
OPINIONS ON HUNTING OPPORTUNITIES

- Deer hunters provided positive feedback about the opportunities they had to hunt with each type of weapon asked about in this survey during 2005-06 season. Overall, deer hunters thought that they had more than enough or about the right amount of opportunity to hunt deer with a bow, with a muzzleloader, and with a shotgun. Nonetheless, substantial percentages indicated that there was not enough opportunity to hunt with each type of weapon: 11% said there was not enough opportunity to hunt with a bow in New Jersey during the 2005-06 season, 12% said there was not enough opportunity to hunt with a muzzleloader in New Jersey during the 2005-06 season, and 22% said there was not enough opportunity to hunt with a shotgun in New Jersey during the 2005-06 season.
- The percentage of deer hunters who said there was about the right amount of opportunity to hunt deer in New Jersey decreased from 1998 to 2006 for each type of weapon. The trends also show at least a slight increase in those who said there was more than enough opportunity as well as those with no opinion for each type of weapon.

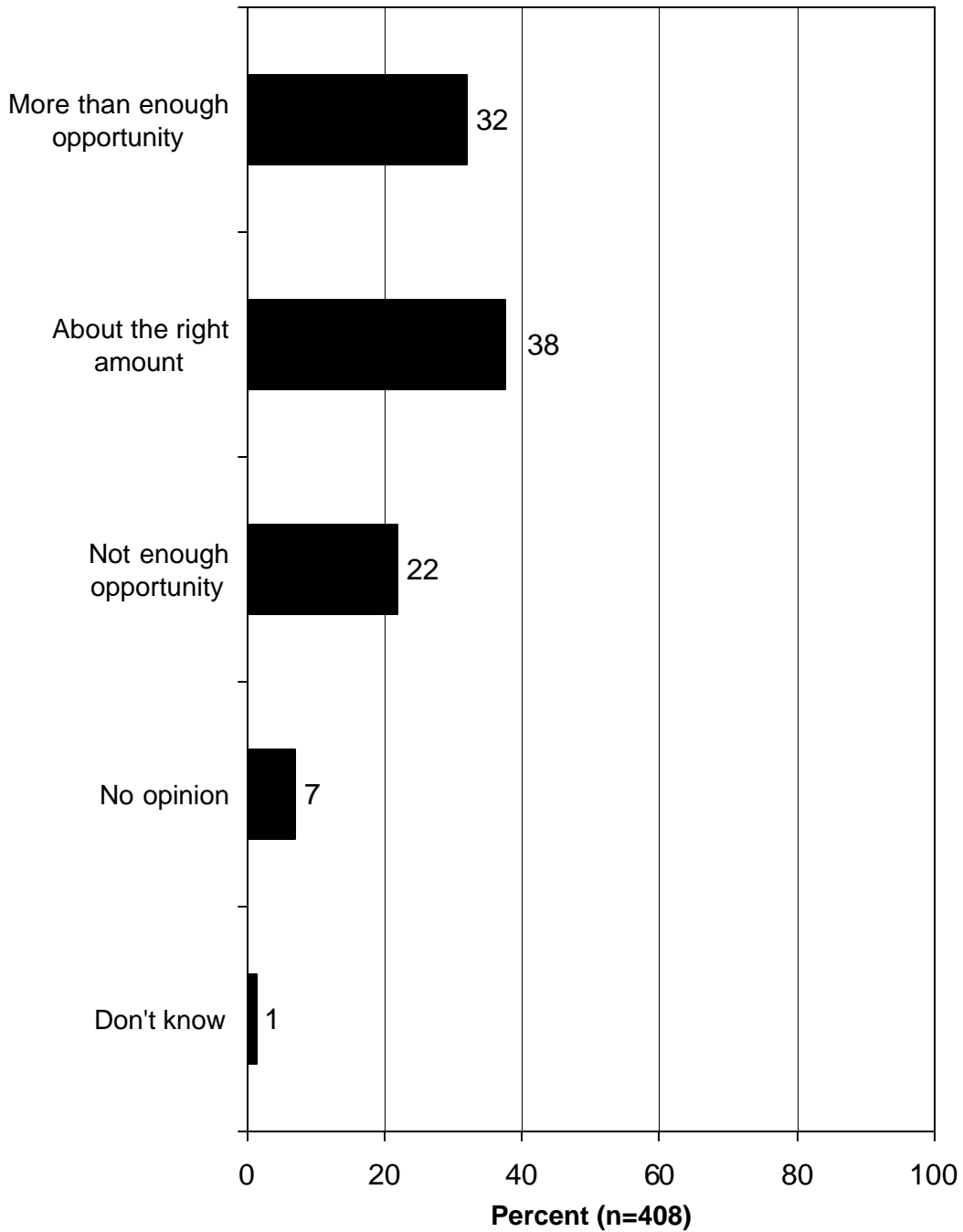
Q71. In general, how much opportunity would you say there was to hunt deer with a bow in New Jersey during the 2005-06 season?



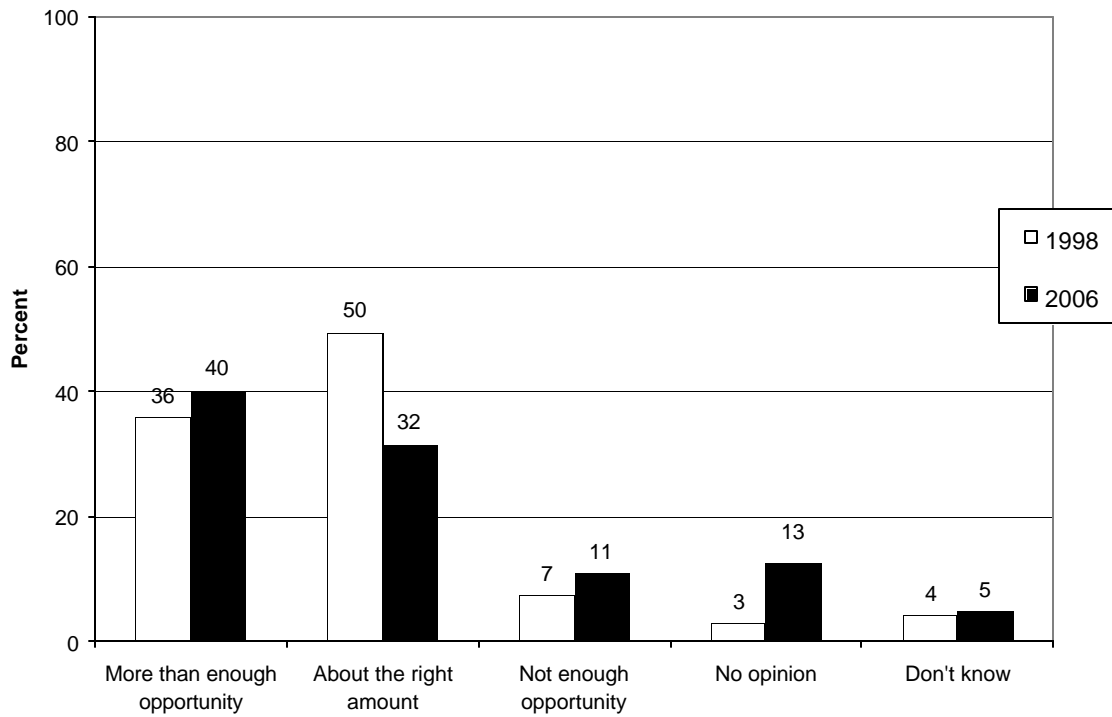
Q73. In general, how much opportunity would you say there was to hunt deer with a muzzleloader in New Jersey during the 2005-06 season?



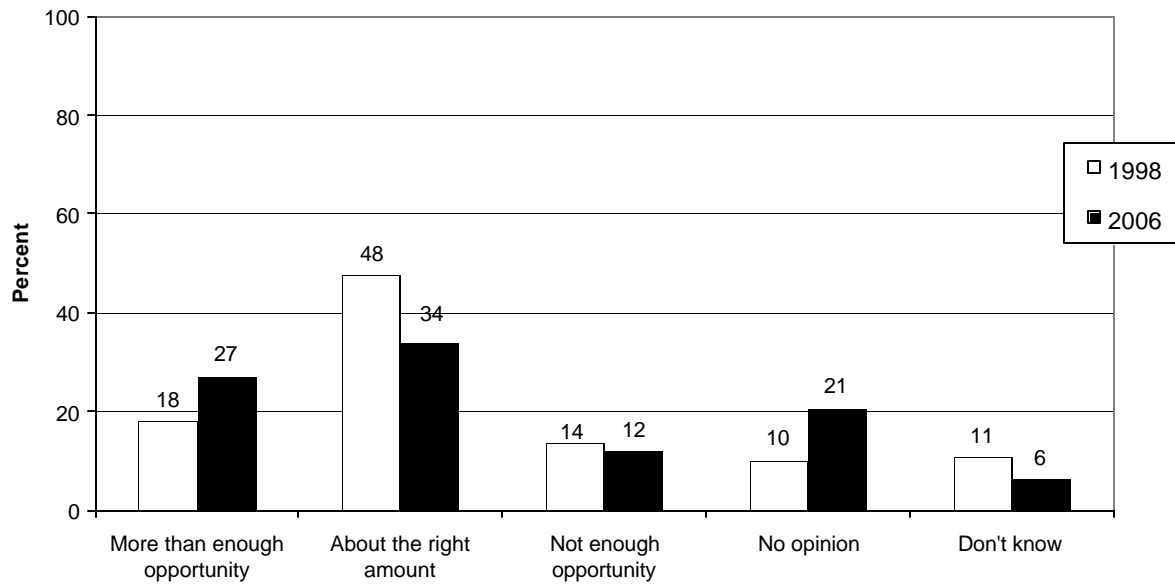
Q72. In general, how much opportunity would you say there was to hunt deer with a shotgun in New Jersey during the 2005-06 season?



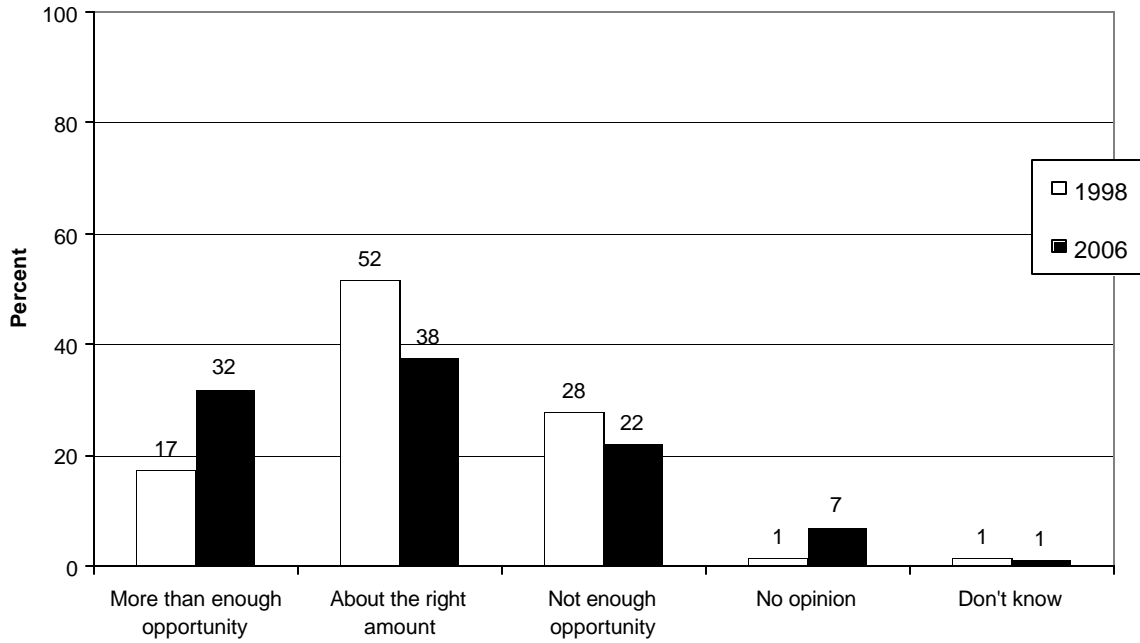
In general, how much opportunity would you say there was to hunt deer with a bow in New Jersey during the [1997-98/2005-06] season?



In general, how much opportunity would you say there was to hunt deer with a muzzleloader in New Jersey during the [1997-98/2005-06] season? (Would you say there was more than enough opportunity, about the right amount of opportunity, or not enough opportunity?)



In general, how much opportunity would you say there was to hunt deer with a shotgun in New Jersey during the [1997-98/2005-06] season? (Would you say there was more than enough opportunity, about the right amount of opportunity, or not enough opportunity?)



OPINIONS ON BAITING FOR DEER

- Although more than half of deer hunters (59%) did not hunt over bait during the 2005-06 season, 41% did hunt over bait.
 - The fall bow season was the most popular season during which to hunt over bait with over half of deer hunters who hunted over bait (57%) doing so during this season, followed by the permit shotgun season (45%), the permit bow season (40%), and the six-day firearm season (34%). Only 13% hunted over bait during the winter bow season.
 - Deer hunters who hunted over bait most commonly spent less than \$100 on bait during the 2005-06 season. About a third (35%) spent \$100 to \$299.
 - Corn is the most popular bait among deer hunters, with an overwhelmingly majority (93%) using it, distantly followed by potatoes or sweet potatoes (22%) and apples (21%). Most of the deer hunters who baited (88%) placed the bait on the ground. Much smaller percentages used time-released feeders (14%) or gravity-dispensed feeders (8%) to distribute their bait.
 - Deer hunters who hunted over bait were asked about their baiting practices both before and during the 2005-06 deer hunting season. Most commonly, deer hunters baited weekly in the pre-season. About a quarter of deer hunters who hunted over bait (26%) indicated that they baited once or twice before the season began, and very few baited more often than weekly. During the season, deer hunters most commonly baited weekly (34%) but generally baited more often than in pre-season, with 68% baiting weekly or more frequently.

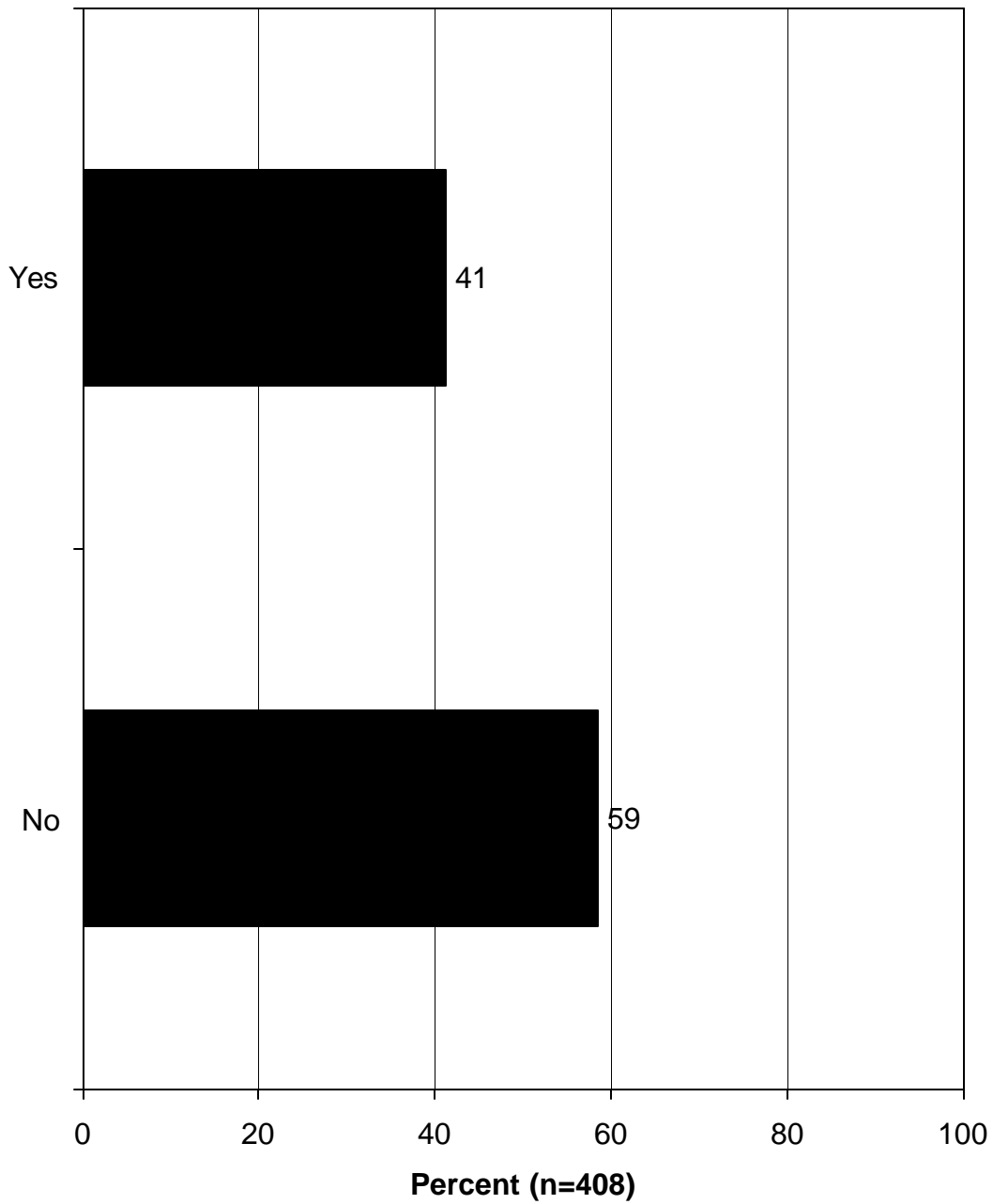
- Of those who hunted over bait, a large majority (77%) think it increased their deer hunting success during the 2005-06 season.

- Deer hunters were asked to identify the circumstances under which they support the use of bait. Those who do not support using bait under any circumstances were asked why they oppose deer baiting.
 - A slight majority of deer hunters (57%) indicated that they support the unconditional use of bait statewide. Smaller percentages of those deer hunters said that it was acceptable in

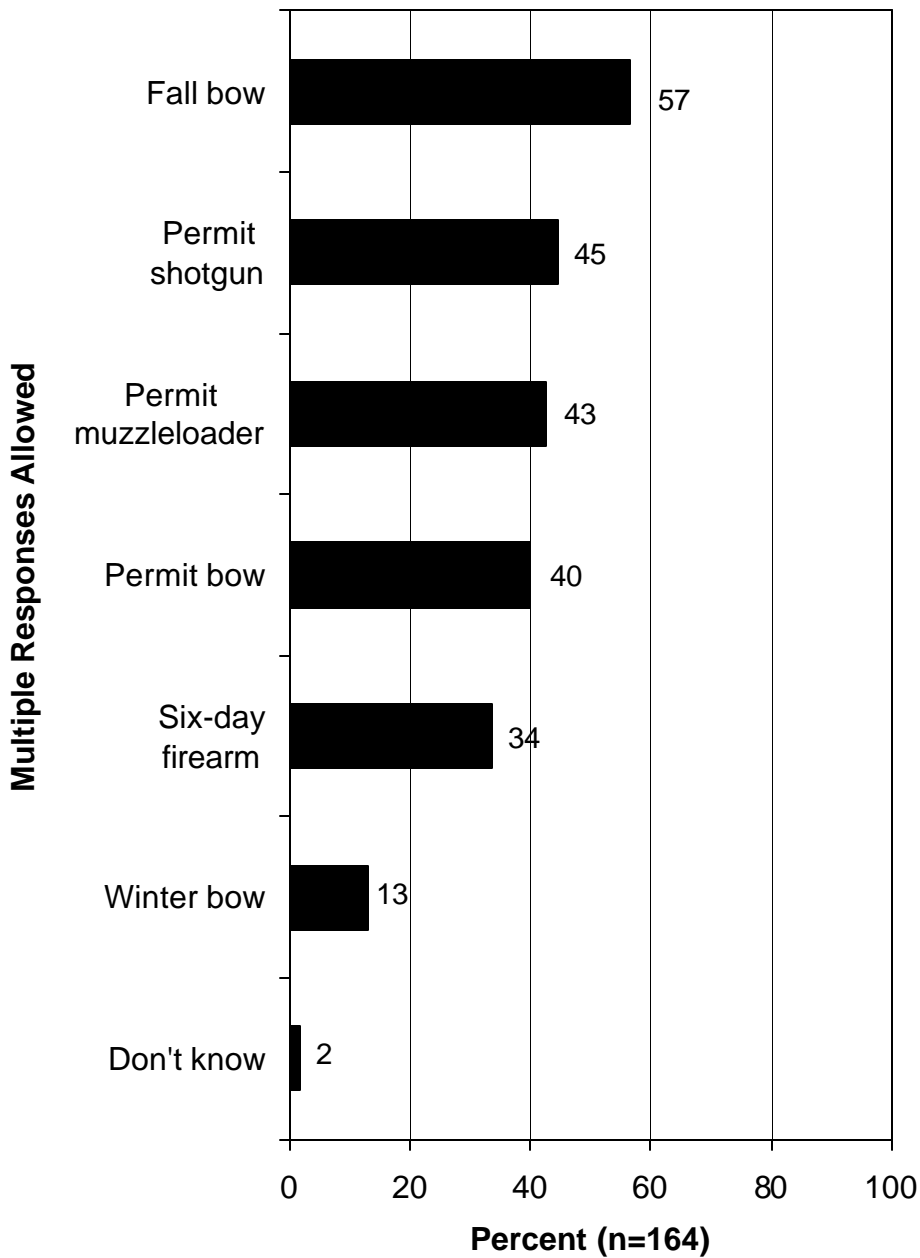
special situations, such as urban/suburban areas (14%) and in agricultural areas experiencing excessive deer damage (11%).

- A substantial percentage (17%) of deer hunters do not support using bait under any circumstances. Over half of those who oppose deer baiting (54%) think that it does not provide a fair chance to the deer or that there is no sport in the practice. Ethical behavior was also a concern among those opposed with 27% saying it is unethical to bait deer in general and 14% saying it is wrong to trick deer.

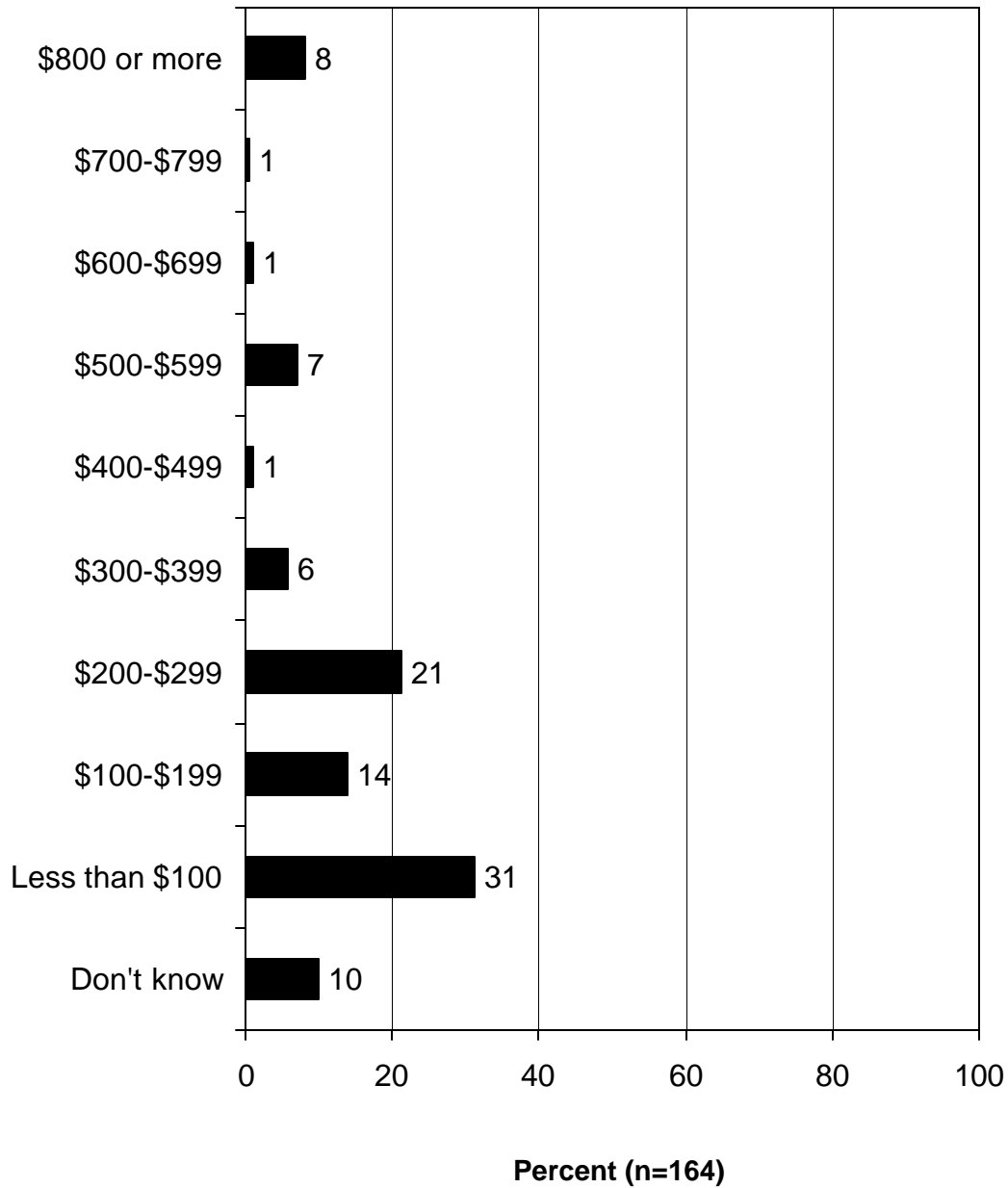
Q84. Did you hunt over bait during the 2005-06 deer season in New Jersey?



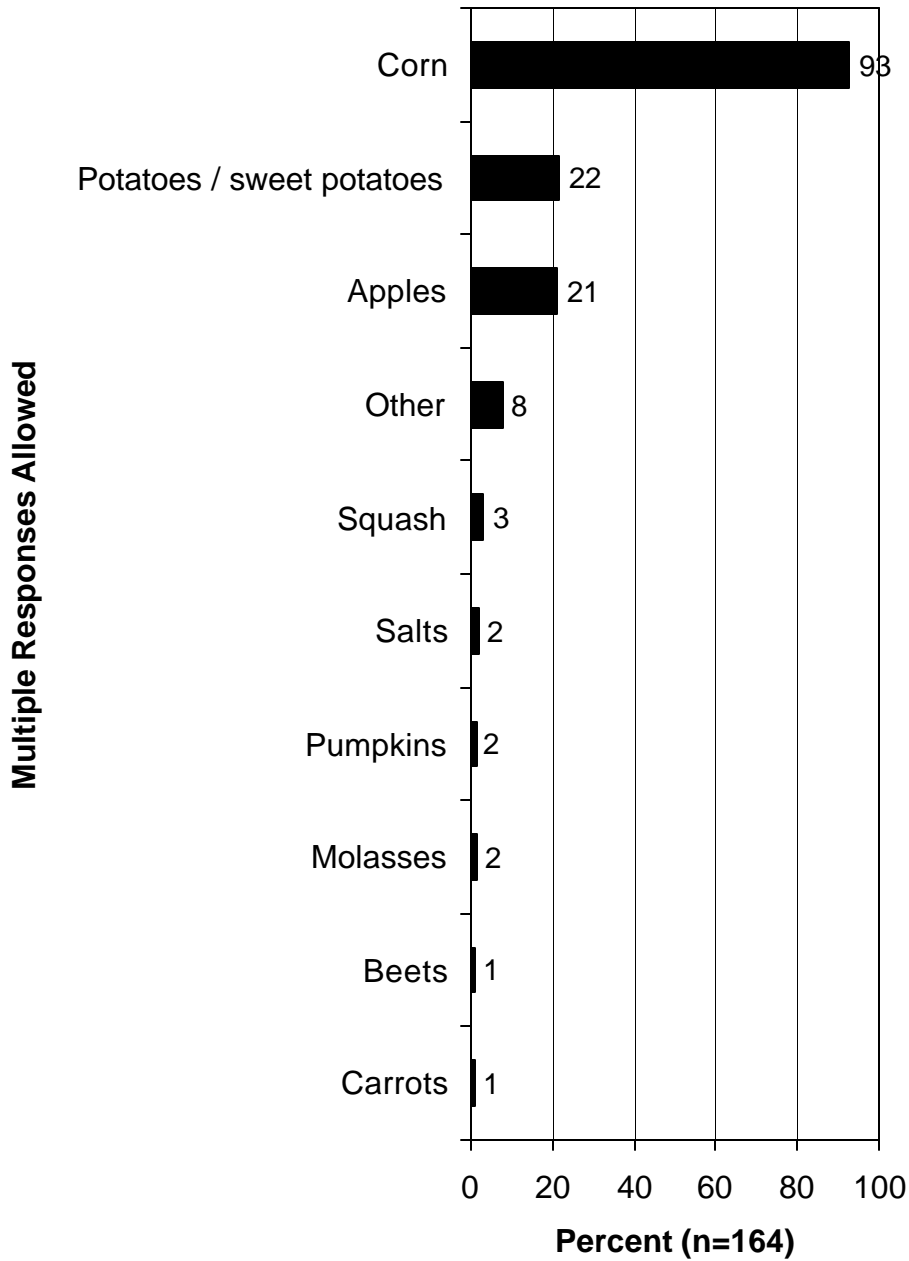
Q87. What seasons did you bait for deer during the 2005-06 seasons in New Jersey? (Asked of those who hunted over bait during one of the 2005-06 deer seasons in New Jersey.)



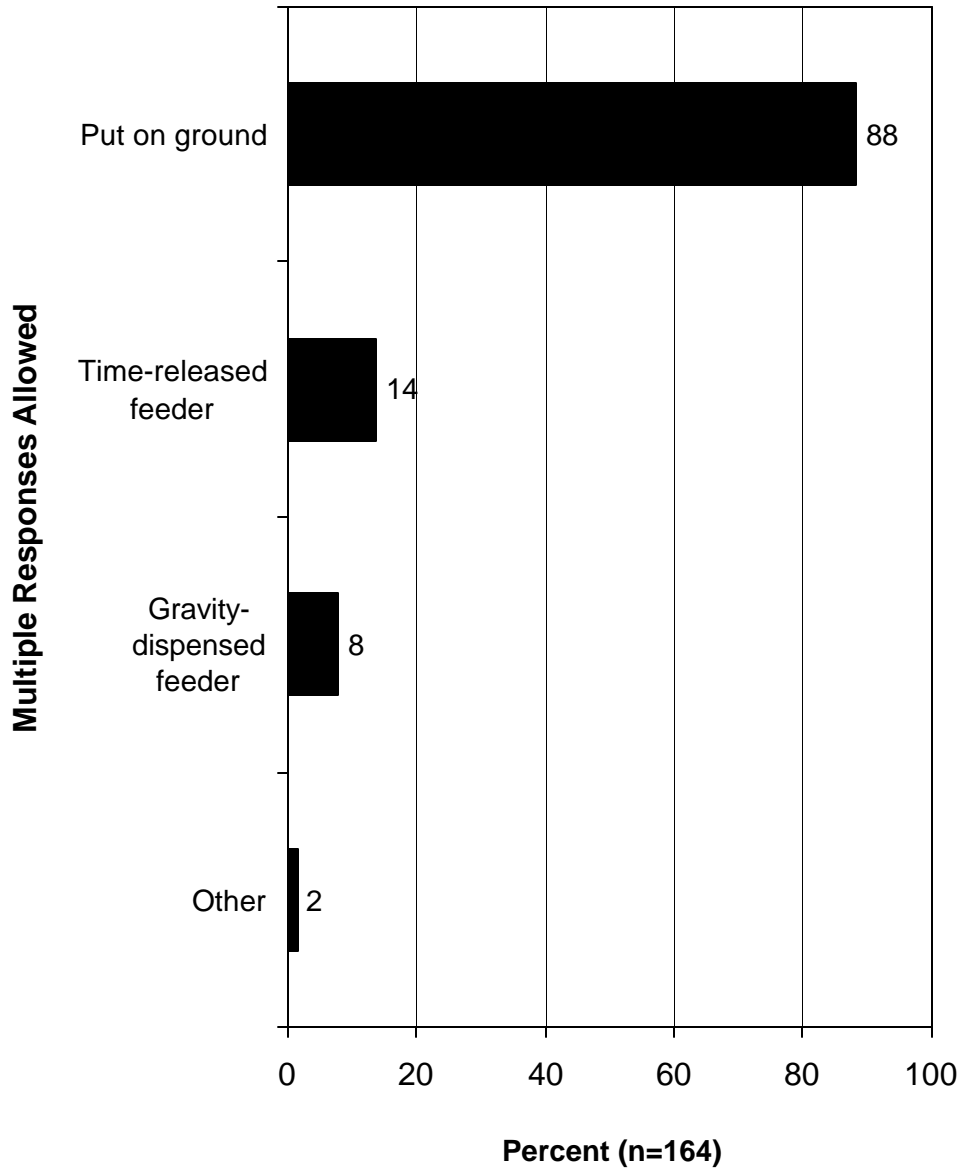
Q88. How much money did you spend on deer bait for the 2005-06 deer hunting season in New Jersey? (Asked of those who hunted over bait during the 2005-06 deer season in New Jersey.)



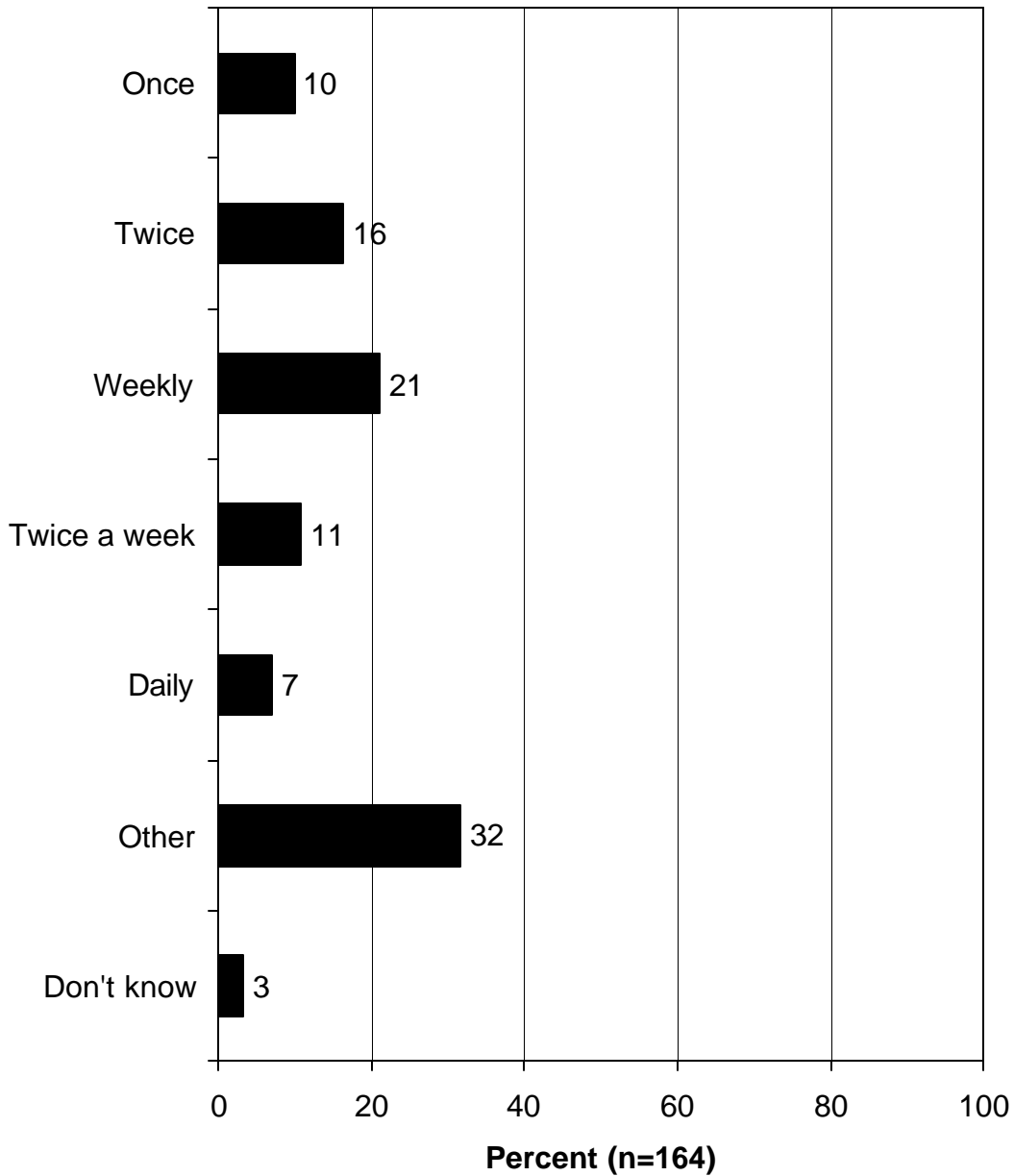
**Q92. What types of bait did you use during the 2005-06 deer hunting season in New Jersey?
(Asked of those who hunted over bait during the 2005-06 deer season in New Jersey.)**



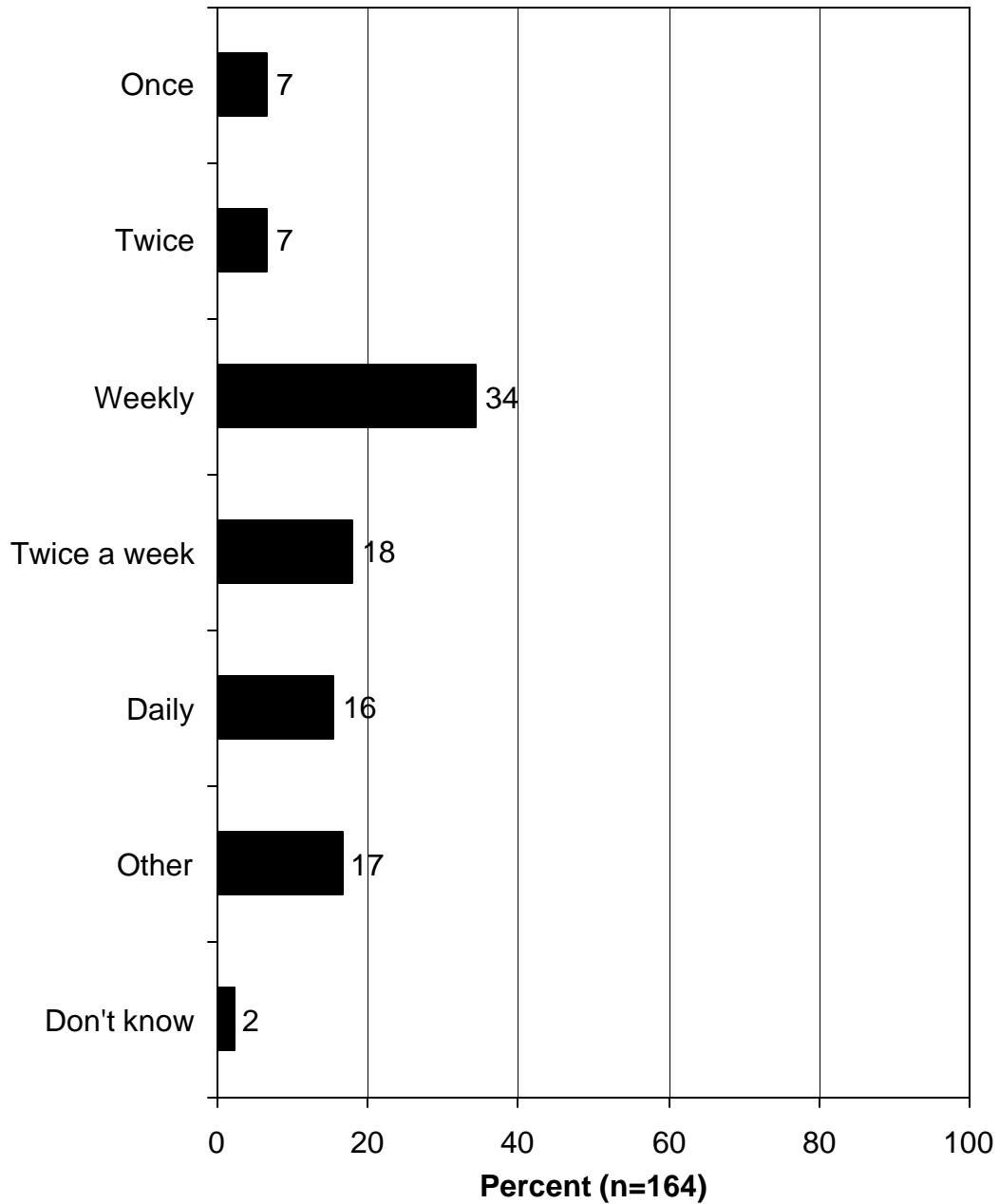
Q96. How did you distribute bait during the 2005-06 deer season in New Jersey? (Asked of those who hunted over bait during the 2005-06 deer season in New Jersey.)




Q98. How often did you bait pre-season for the 2005-06 deer season in New Jersey? (Asked of those who hunted over bait during the 2005-06 deer season in New Jersey.)



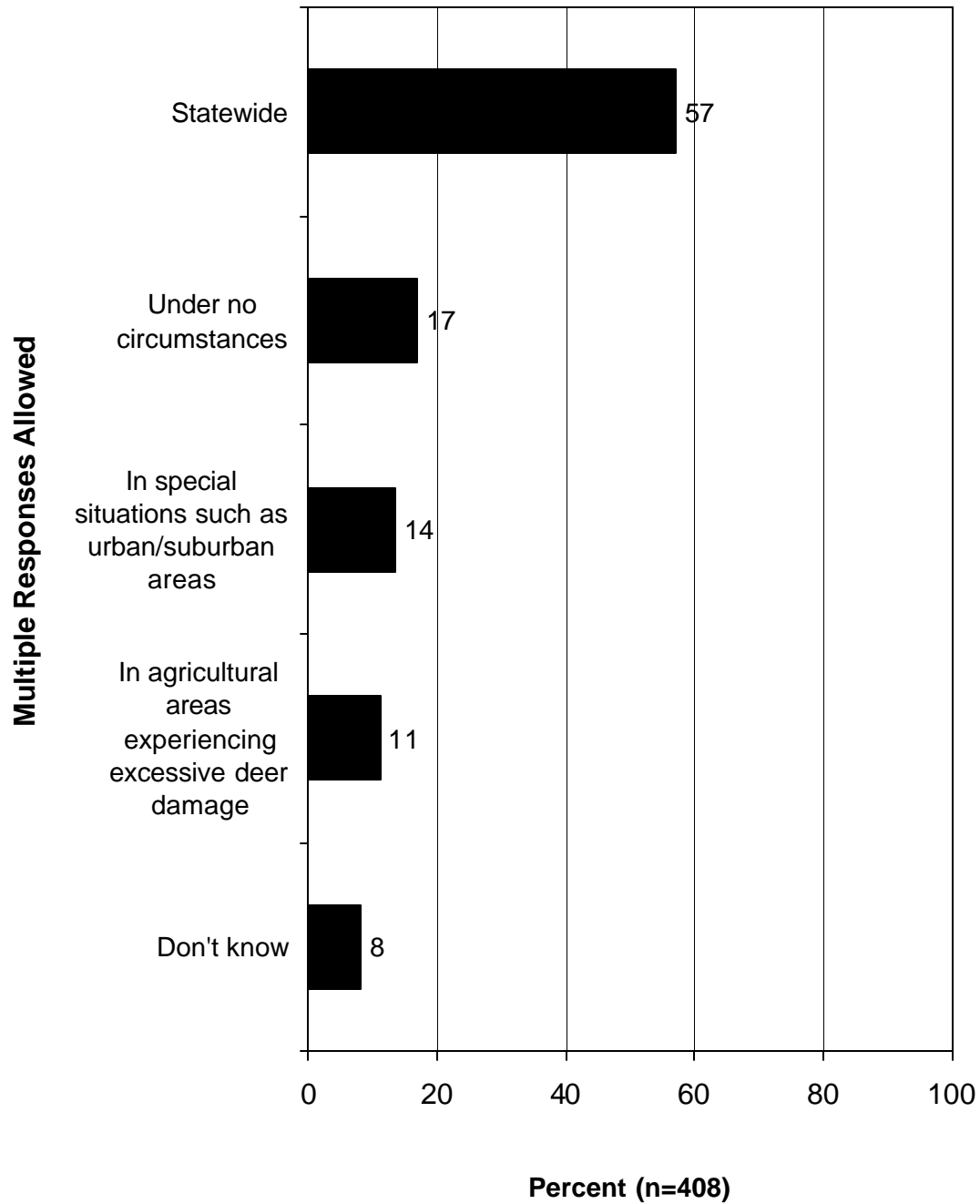
Q99. How often did you bait in-season during the 2005-06 deer season in New Jersey? (Asked of those who hunted over bait during the 2005-06 deer season in New Jersey.)



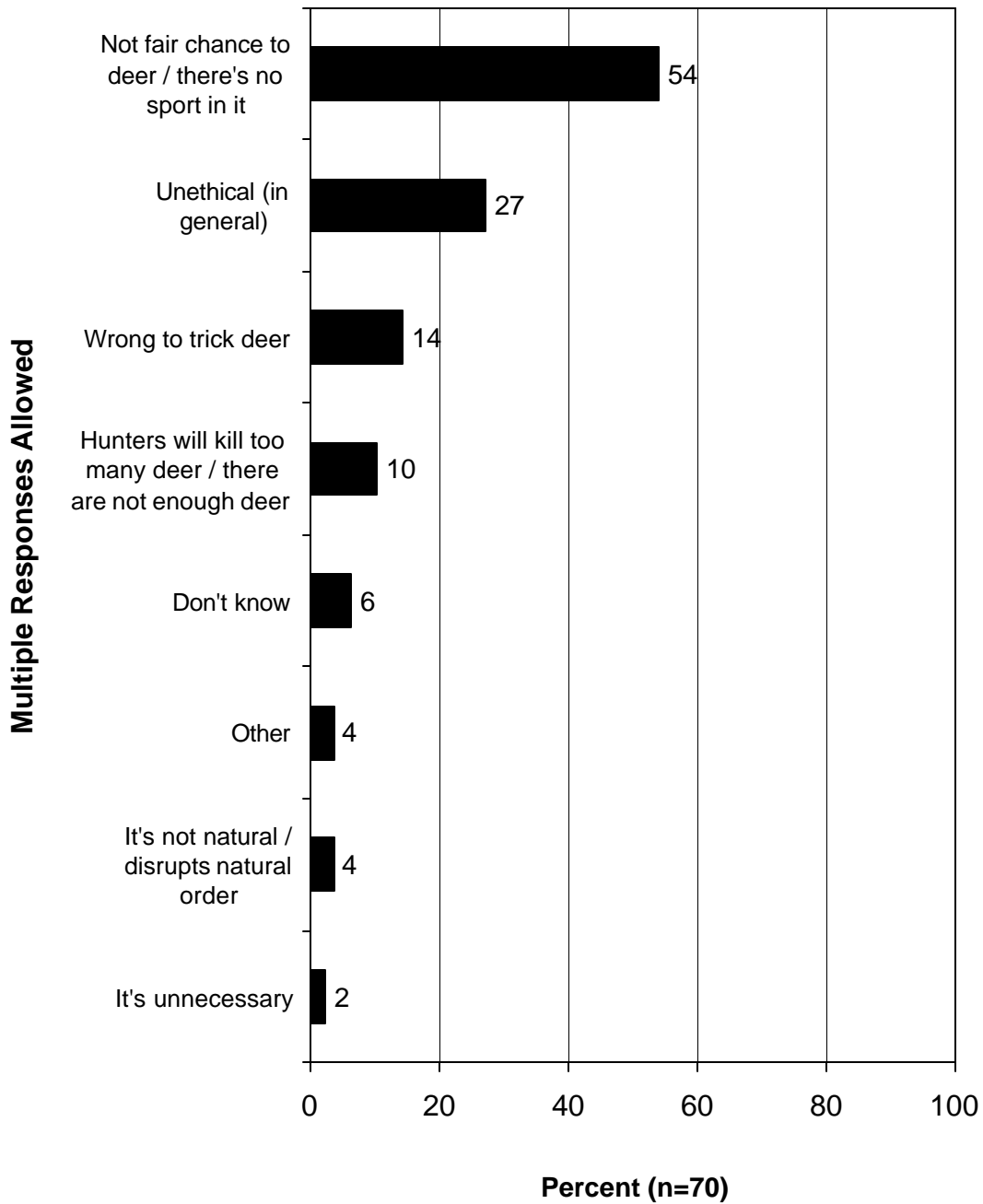
Q100. Do you think the use of bait increased your deer hunting success during the 2005-06 season in New Jersey? (Asked of those who hunted over bait during the 2005-06 deer season in New Jersey.)



Q103. Under what circumstances do you support the use of baiting for deer hunting in the state of New Jersey?



Q106. Why are you opposed to deer baiting? (Asked of those who are opposed to deer baiting.)

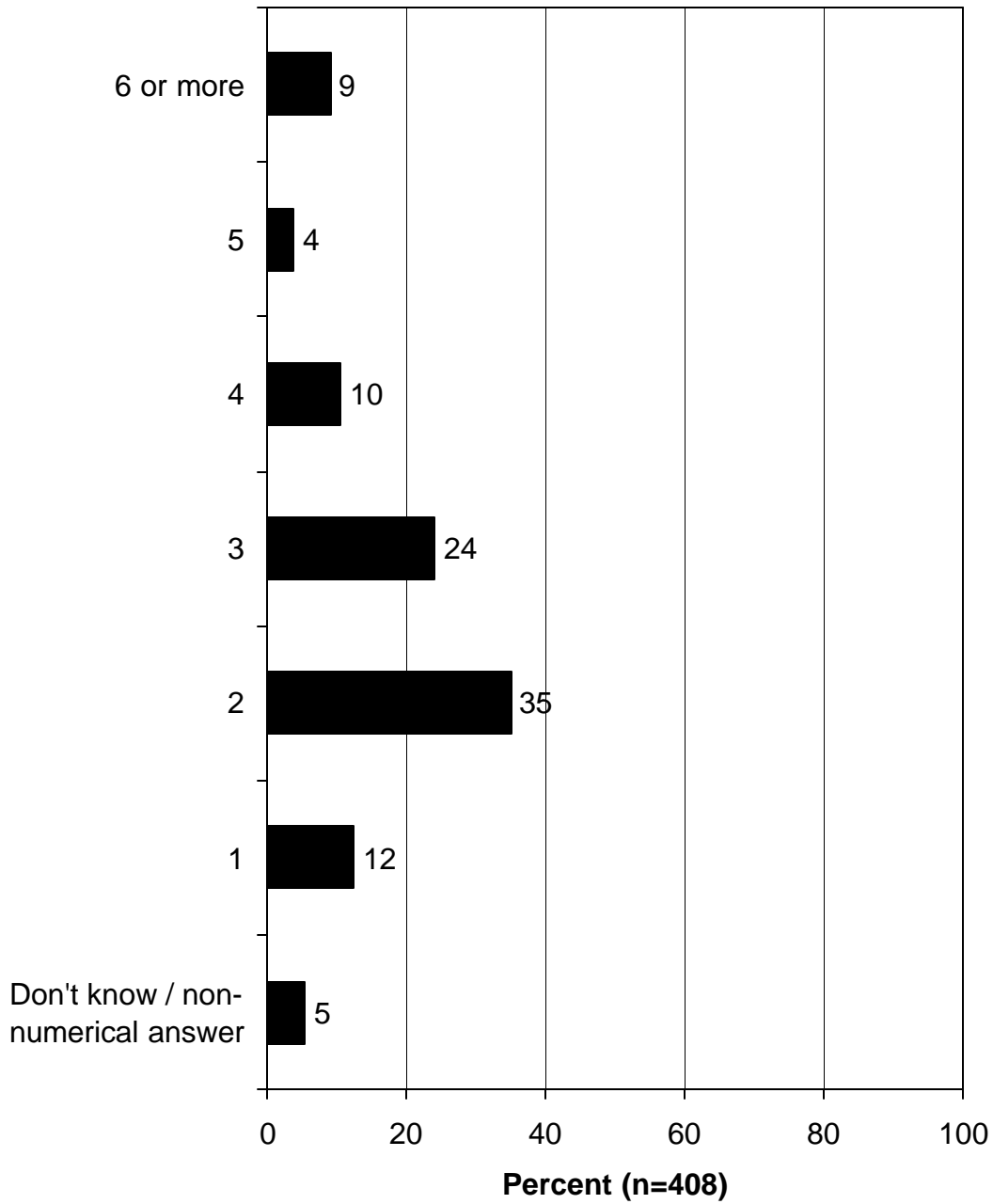


OPINIONS ON HARVEST SIZE

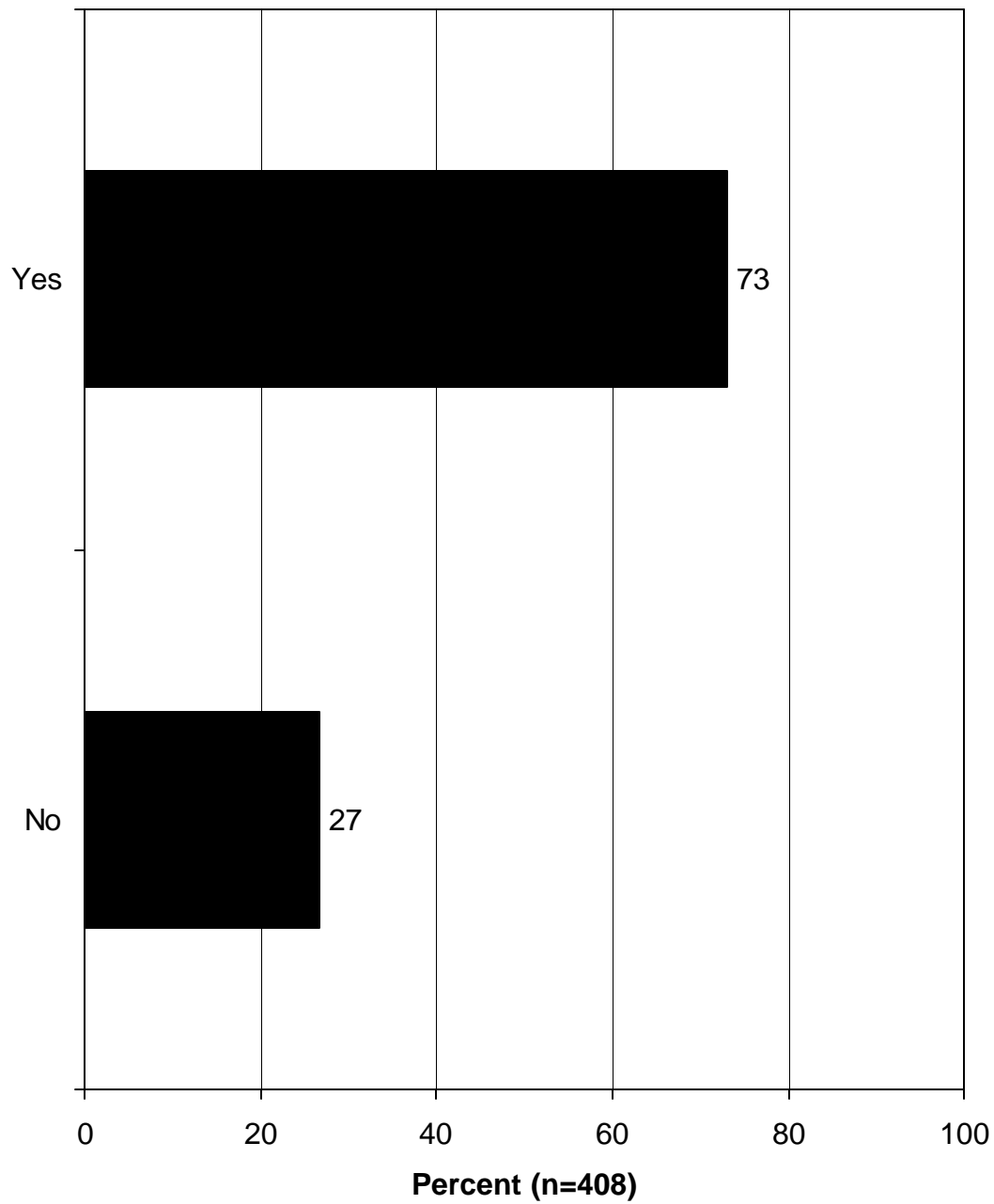
- Deer hunters were asked to share their opinions about what they think is a reasonable number of antlered deer for an individual to kill in one year in New Jersey. They were first asked in an open-ended manner and were then asked about the acceptability of killing three deer.
 - Most commonly, deer hunters responded that harvesting two deer per person each year in New Jersey is a reasonable amount (35% gave this response to an open-ended question). Nearly a quarter of deer hunters (24%) thought that harvesting three is acceptable.
 - A majority of deer hunters (73%) said three antlered deer is a reasonable number for an individual to kill in one year in New Jersey when asked specifically if three was a reasonable number.

- A higher percentage of deer hunters agreed than disagreed that deer drives should be permitted on public land: 61% agreed compared to 36% who disagreed.

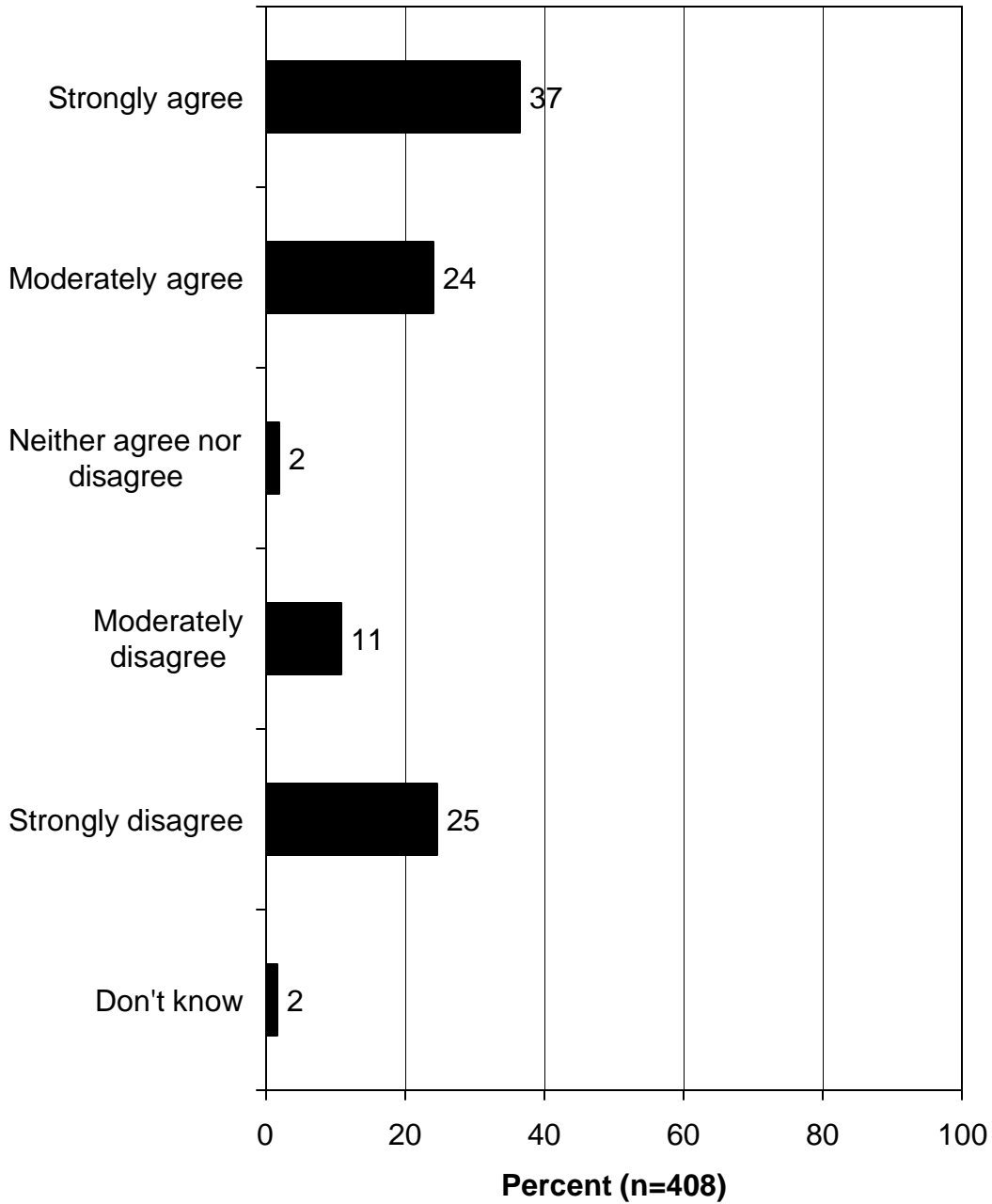
Q78. In your opinion, what is a reasonable number of antlered deer for an individual hunter to kill in one year in New Jersey?



Q80. Do you think that three antlered deer is a reasonable number for an individual hunter to kill in one year in New Jersey?



Q111. Do you agree or disagree that deer drives should be permitted on public land?



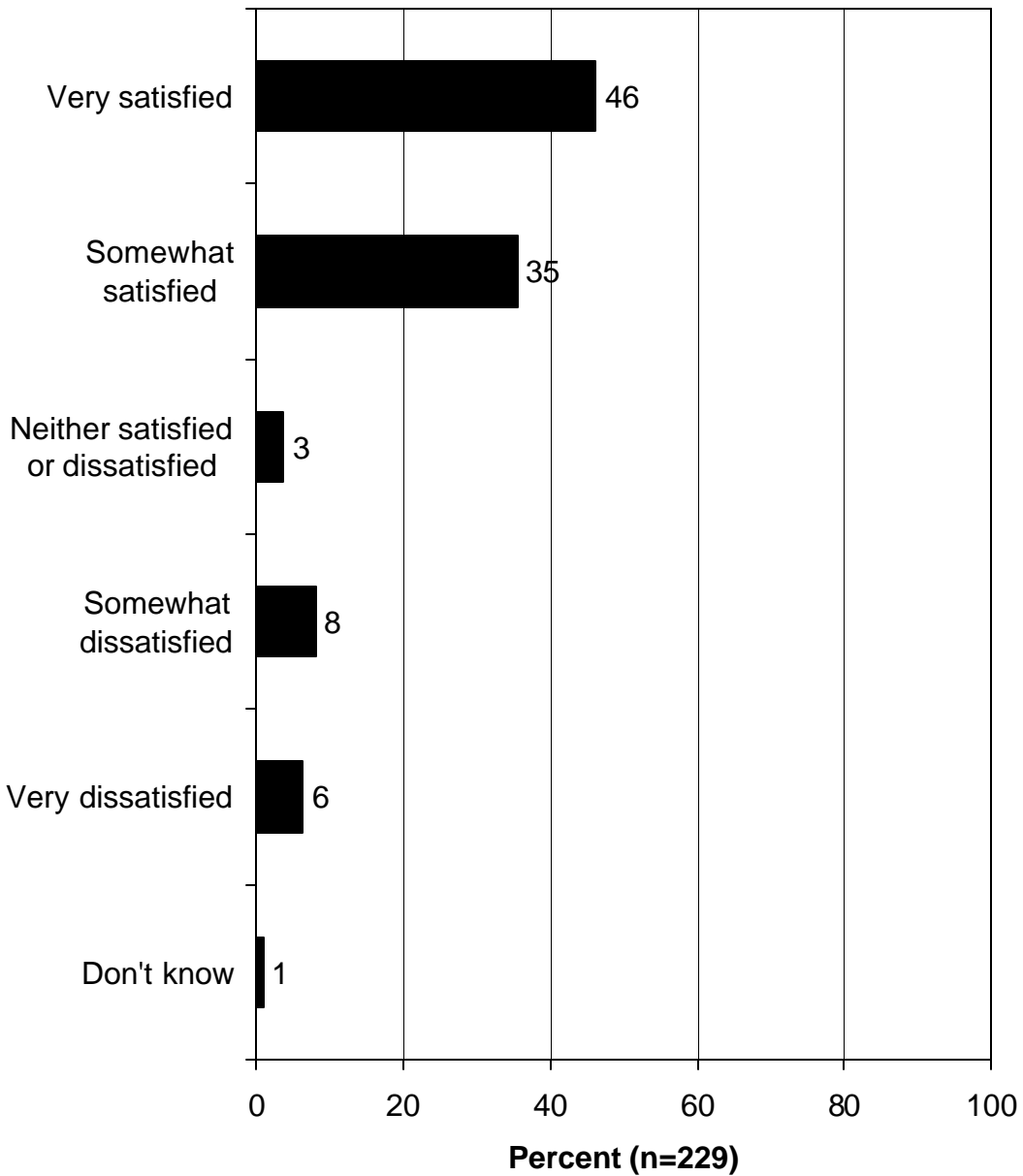
SATISFACTION WITH DEER HUNTING IN NEW JERSEY

BOWHUNTING SATISFACTION

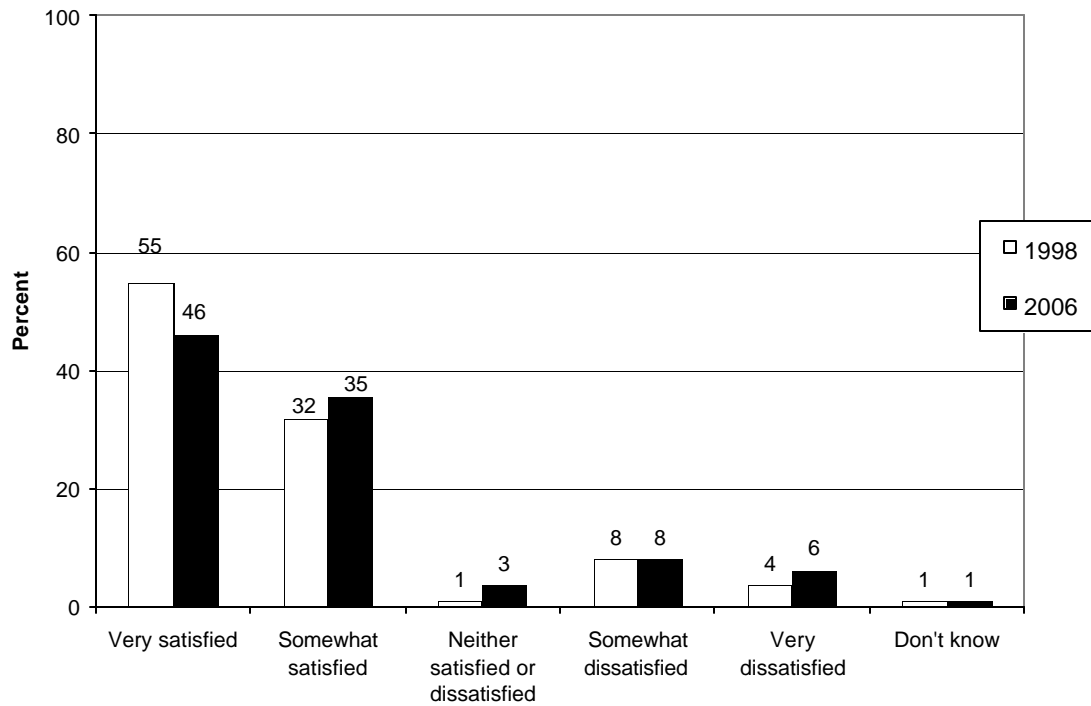
- Satisfaction was high among bowhunters who were asked to rate their bowhunting experiences in New Jersey over the past 2 years: 81% were satisfied, with over half of those indicating they were very satisfied. Very few expressed dissatisfaction with their experiences.
 - The percentage of bowhunters who were satisfied with their bowhunting experience in New Jersey has decreased slightly since 1998, with a decrease in the percentage of those very satisfied with their experience (55% were very satisfied in 1998 compared to 46% in 2006).

- Most commonly, bowhunters indicated that nothing could improve their hunting experiences. Nonetheless, substantial percentages indicated that having more places to hunt or more access (15%), Sunday hunting (11%), restructuring of hunting seasons (9%), and more quality game or trophy game (7%) would make their hunting experiences in New Jersey more satisfactory.

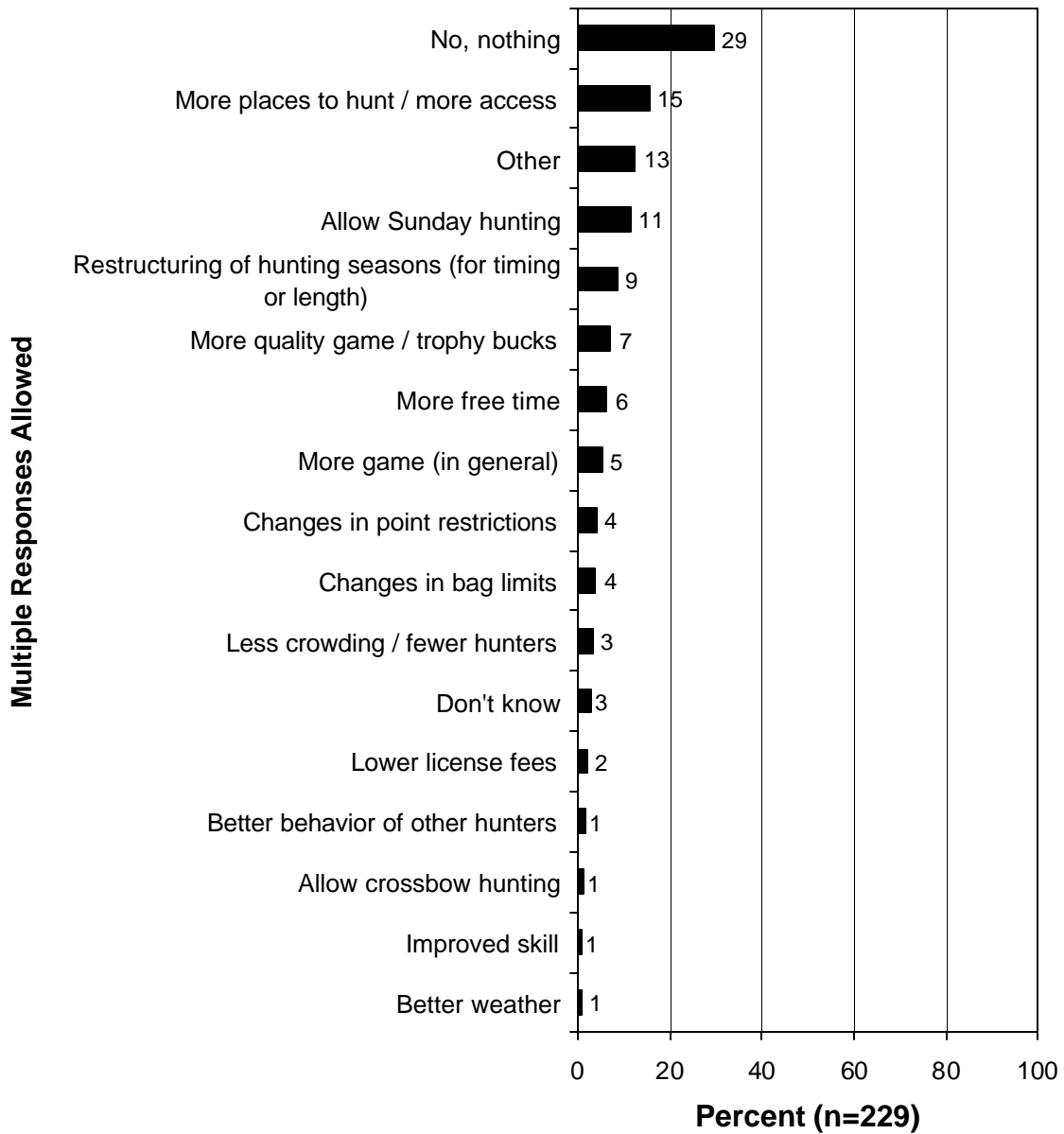
Q28. In the past 2 years, how satisfied were you with your bowhunting experience in New Jersey? (Asked of those who hunted deer during the 2005 fall bow, 2005 permit bow, or 2006 winter bow season in New Jersey.)



In the past 2 years, how satisfied were you with your bowhunting experience in New Jersey? (Asked of New Jersey bowhunters.)



Q31. Is there something that would make your bowhunting experience in New Jersey more satisfactory? (Asked of those who hunted deer during the 2005 fall bow, 2005 permit bow, or 2006 winter bow season in New Jersey.)

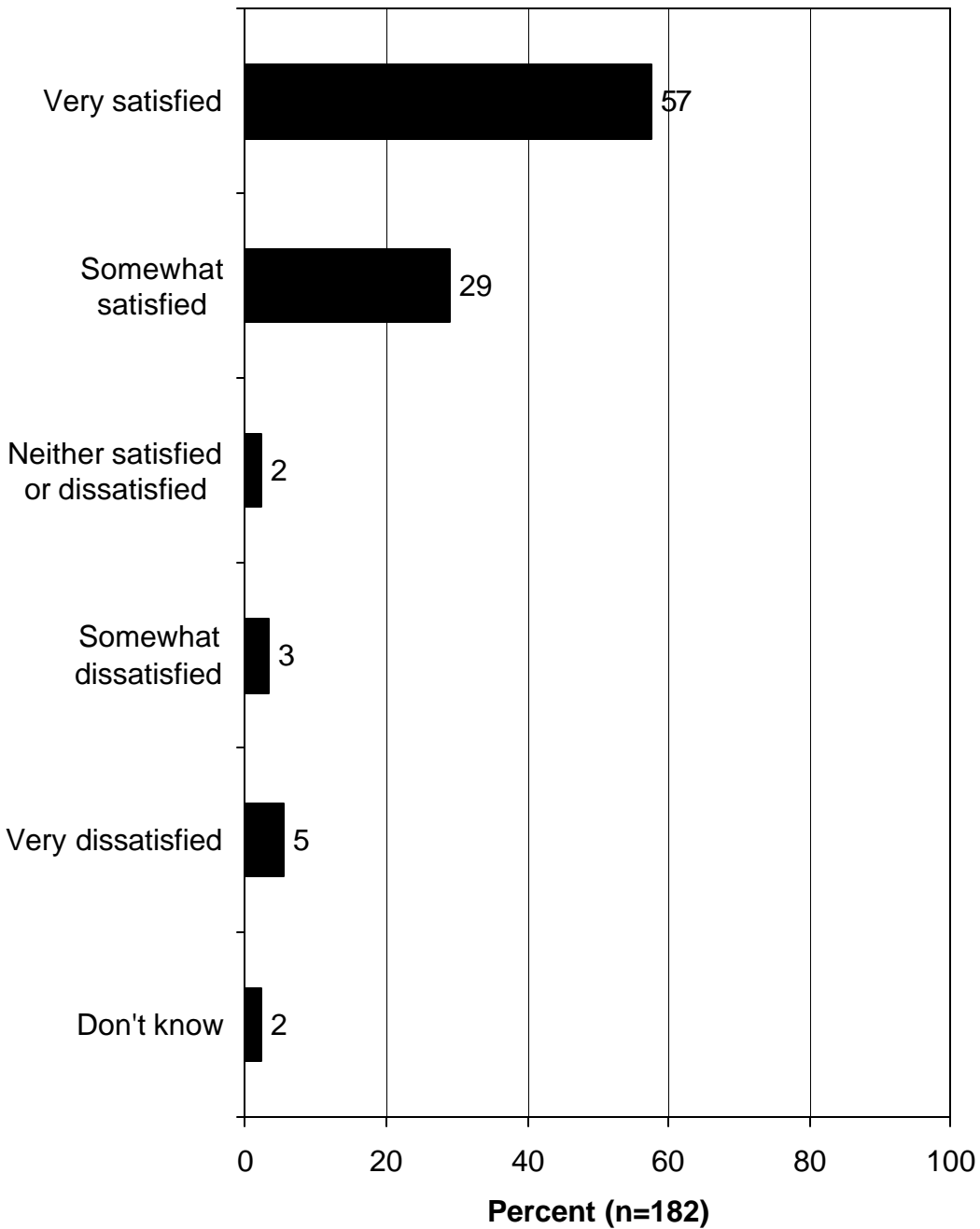


MUZZLELOADER SATISFACTION

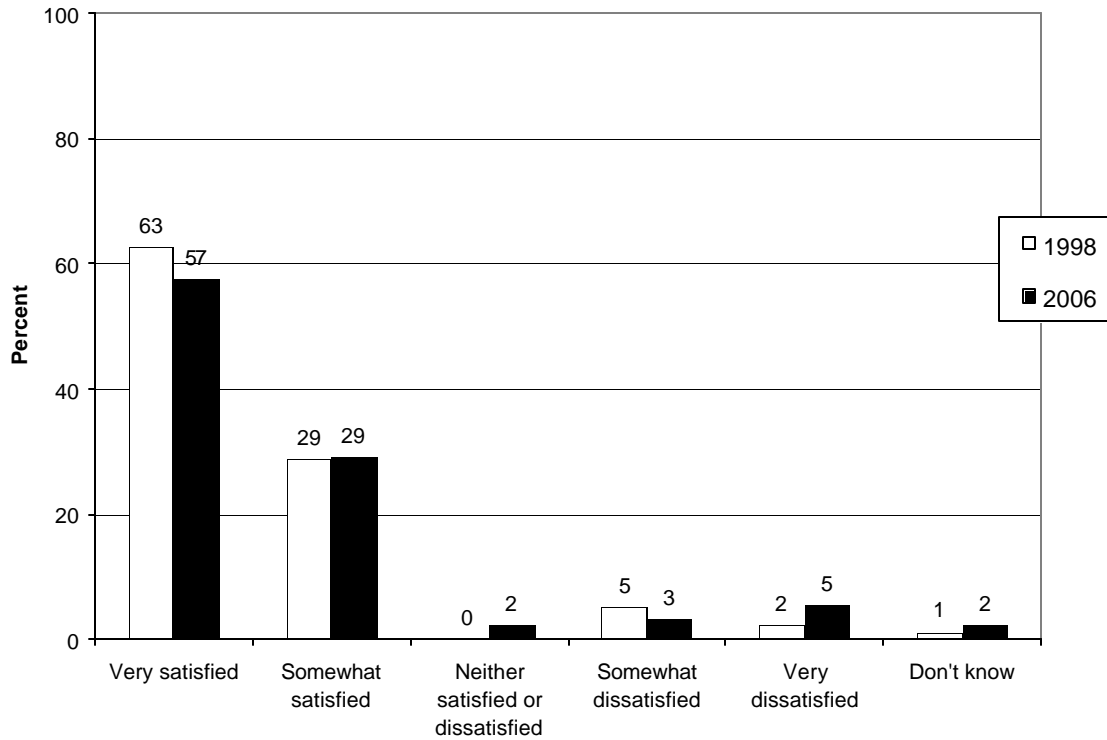
- A large majority of those who hunted deer with a muzzleloader (86%) indicated that they were satisfied with their muzzleloader hunting experiences in New Jersey over the past 2 years. Very few expressed dissatisfaction over their experiences.
 - The percentage of muzzleloader hunters who were satisfied with their muzzleloader hunting experience in New Jersey has decreased slightly since 1998, with a decrease in the percentage of those very satisfied with their experience (63% were very satisfied in 1998 compared to 57% in 2006).

- When asked what would make their muzzleloader hunting experience more satisfactory, 45% responded that nothing could improve their experience. Substantial percentages responded that restructuring hunting seasons (15%) and more places to hunt or more access (9%) could make their hunting experiences in New Jersey more satisfactory.

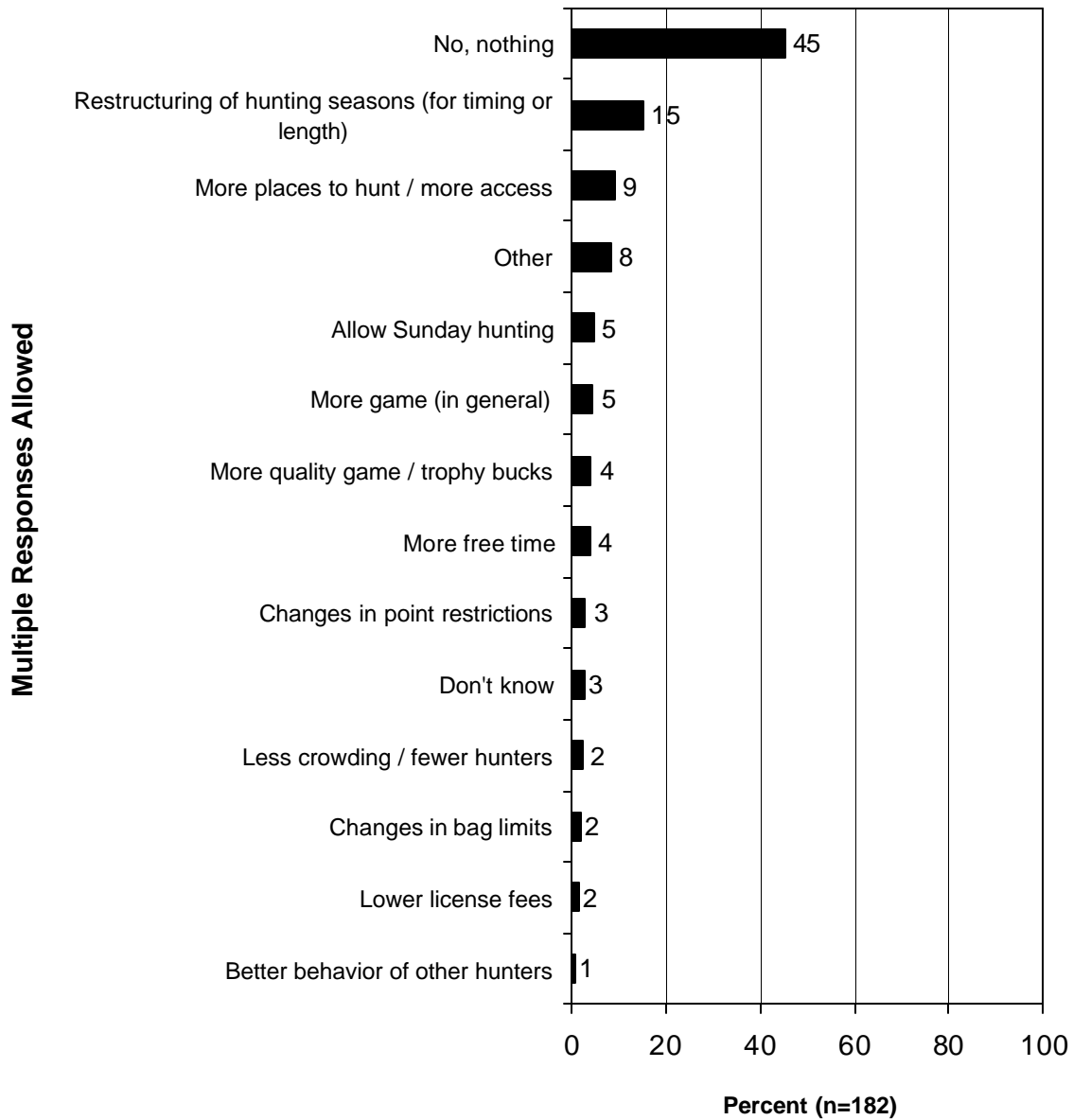
Q39. In the past 2 years, how satisfied were you with your muzzleloader hunting experience in New Jersey? (Asked of those who hunted deer during the 2005-06 permit muzzleloader season in New Jersey.)



In the past 2 years, how satisfied were you with your muzzleloader hunting experience in New Jersey? (Asked of New Jersey muzzleloader hunters.)



Q42. Is there something that would make your muzzleloader hunting experience in New Jersey more satisfactory? (Asked of those who hunted deer during the 2005-06 permit muzzleloader season in New Jersey.)



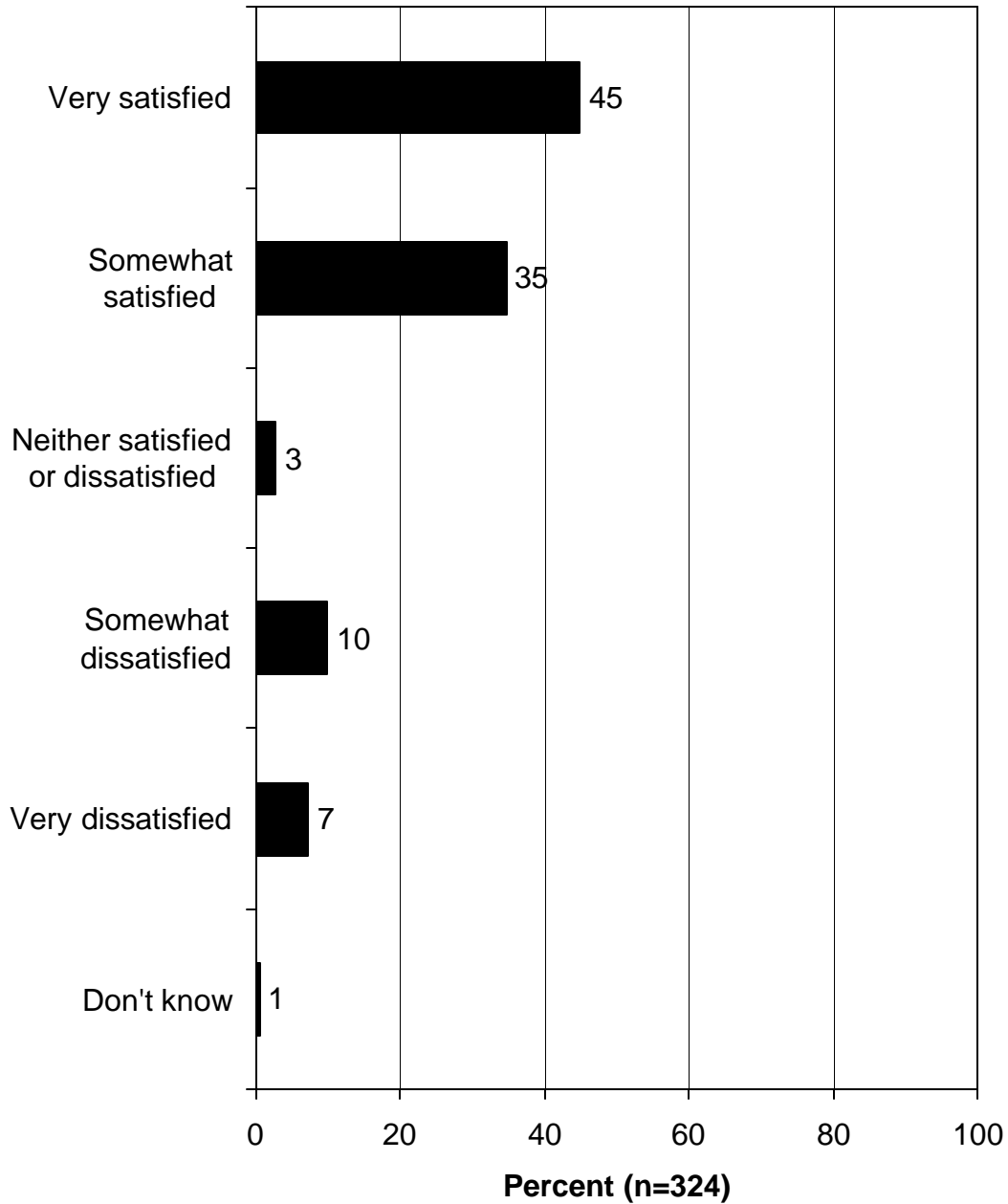
SHOTGUN HUNTING SATISFACTION

- Satisfaction was high among shotgun hunters who were asked to rate their six-day firearm and permit shotgun experiences in New Jersey over the past 2 years: 80% were very or somewhat satisfied with their six-day firearm hunting experience, and 85% were very or somewhat satisfied with their permit shotgun hunting experience. Very few expressed dissatisfaction over their experiences.
 - Compared to the previous study, satisfaction with permit shotgun hunting experiences in New Jersey has increased; with an increase in the percentage of those very satisfied with their experience (37% were very satisfied in 1998 compared to 47% in 2006).

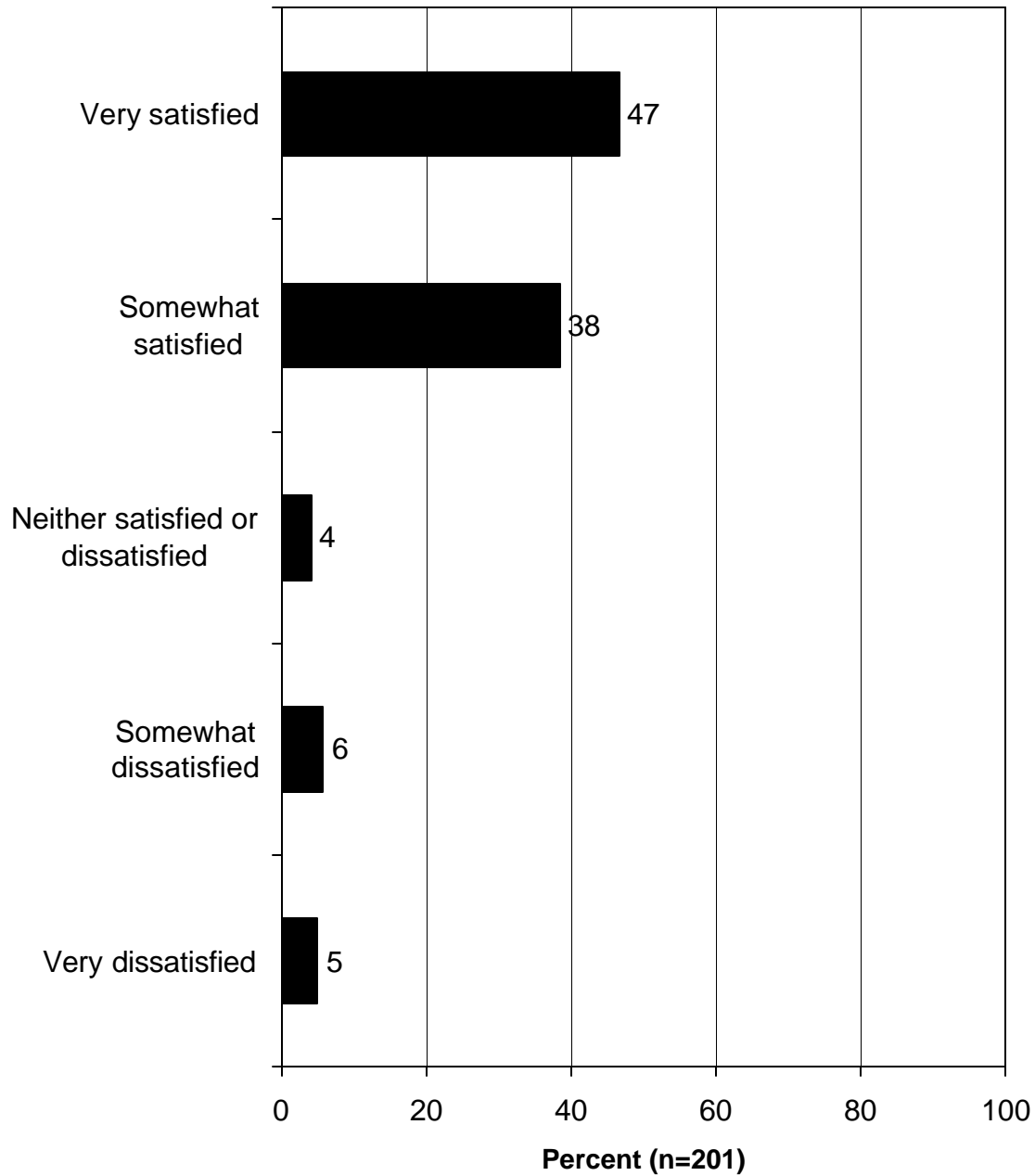
- Most commonly, shotgun hunters indicated that nothing could improve their satisfaction with their six-day firearm hunting experience. Otherwise, shotgun hunters indicated that more places to hunt or more access (12%) and restructuring hunting seasons (9%) would make them more satisfied with their six-day firearm hunting experience in New Jersey.

- Most commonly, shotgun hunters indicated that nothing could improve their satisfaction with their permit shotgun hunting experience. Nonetheless, substantial percentages indicated that more places to hunt or more access (14%), restructuring hunting seasons (14%), more game in general (10%), more quality game (7%), and Sunday hunting (4%) would make them more satisfied with their shotgun hunting experience in New Jersey.

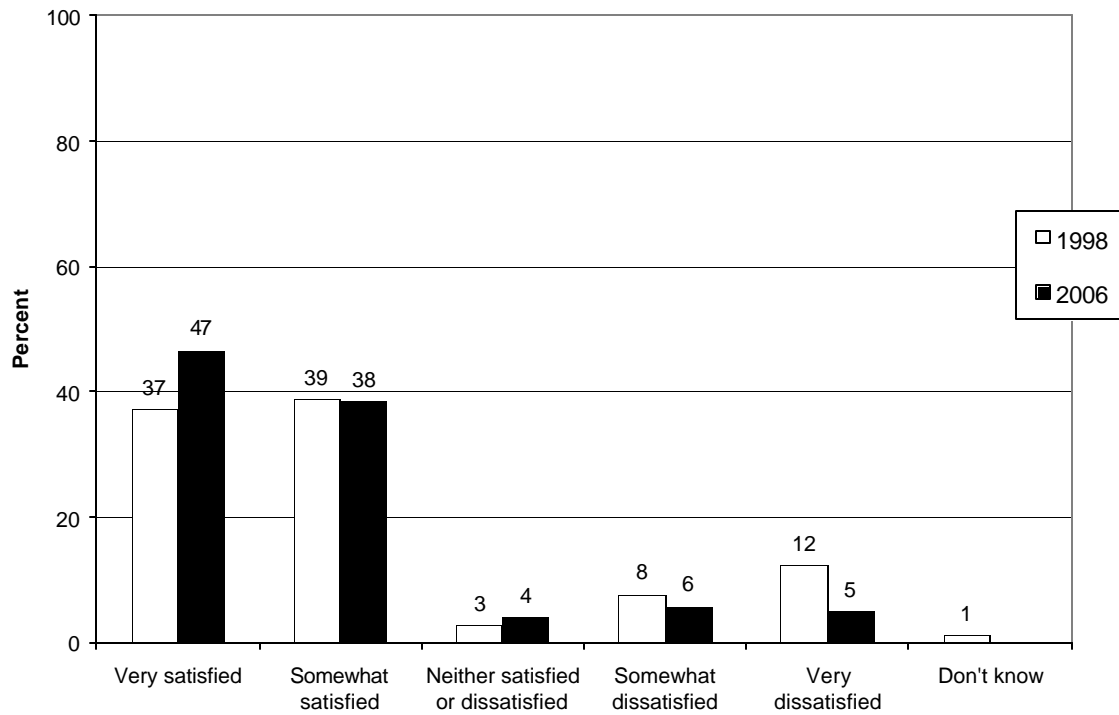
Q47. In the past 2 years, how satisfied were you with your six-day firearm hunting experience in New Jersey? (Asked of those who hunted deer during the 2005 six-day firearm season in New Jersey.)



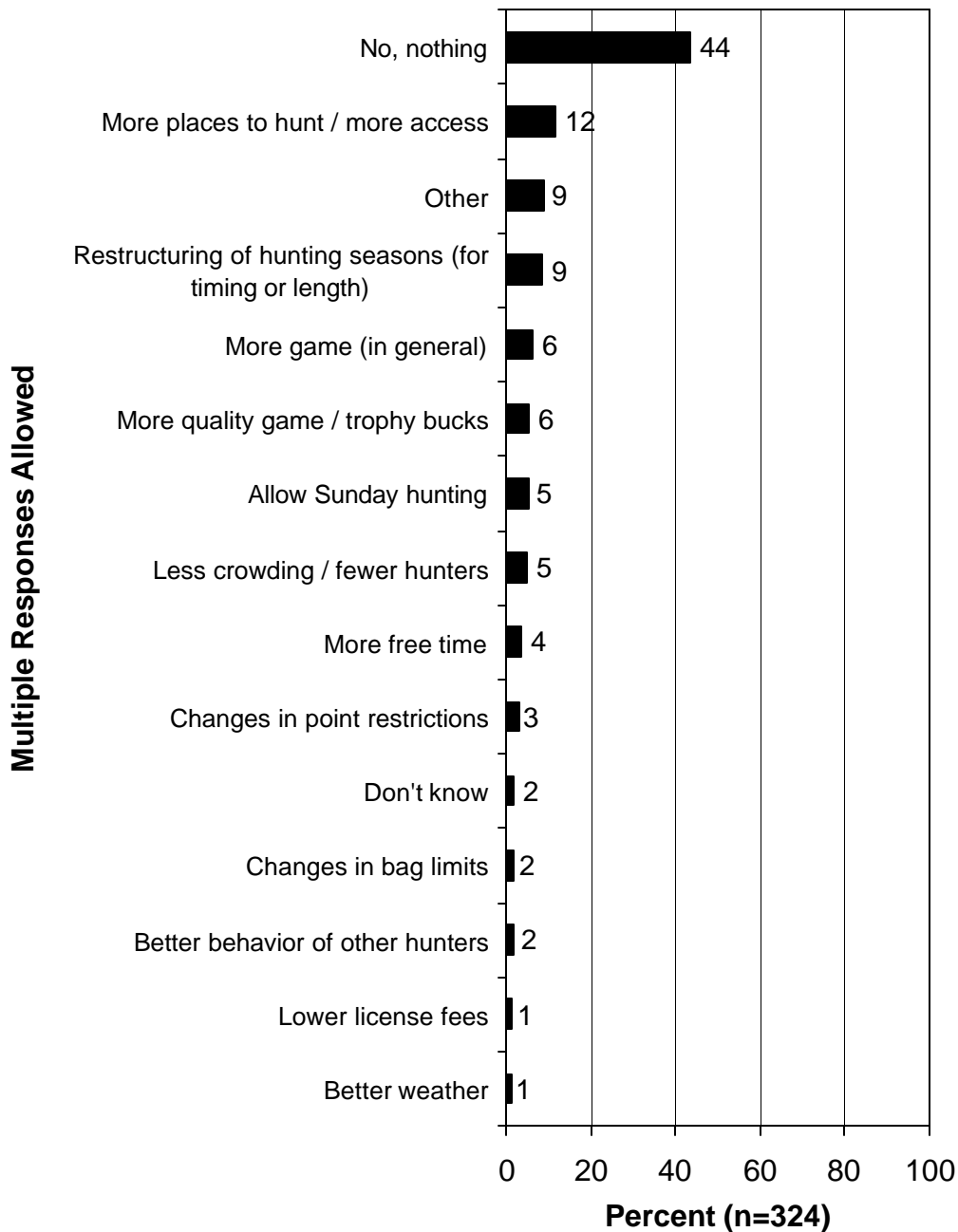
Q58. In the past 2 years, how satisfied were you with your permit shotgun hunting experience in New Jersey? (Asked of those who hunted deer during the 2005-06 permit shotgun season in New Jersey.)



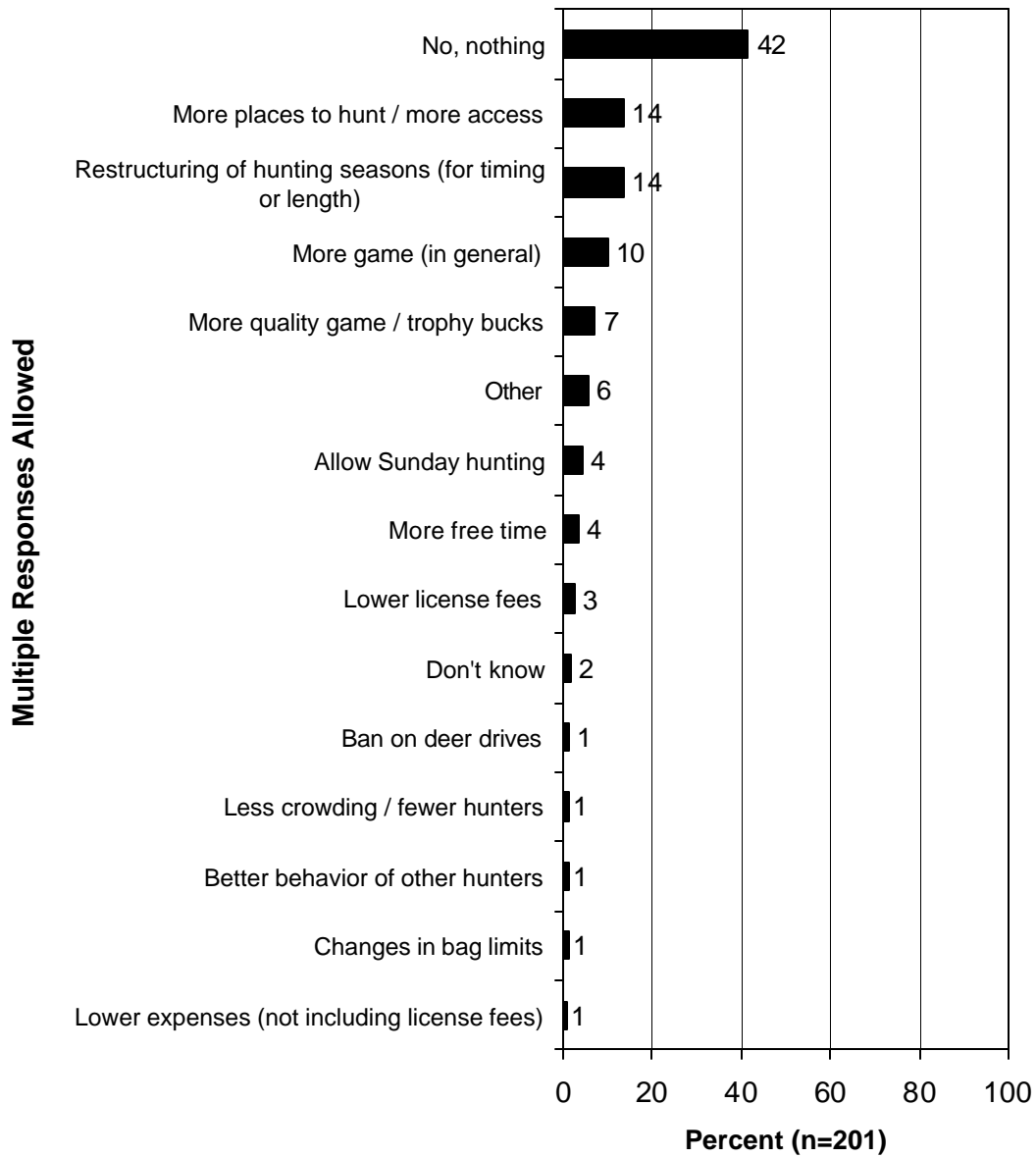
In the past 2 years, how satisfied were you with your permit shotgun hunting experience in New Jersey? (Asked of New Jersey shotgun hunters.)



Q50. Is there something that would make your six-day firearm hunting experience in New Jersey more satisfactory? (Asked of those who hunted deer during the 2005 six-day firearm season in New Jersey.)



Q61. Is there something that would make your permit shotgun hunting experience in New Jersey more satisfactory? (Asked of those who hunted deer during the 2005-06 permit shotgun season in New Jersey.)



DEMOGRAPHIC DATA

- Over a third of New Jersey deer hunters (37%) are members of hunting clubs; 18% are members of the New Jersey Foundation of Sportsmen's Clubs.

- Half of respondents have lived in New Jersey between 40 to 59 years. Counties of residence are shown.

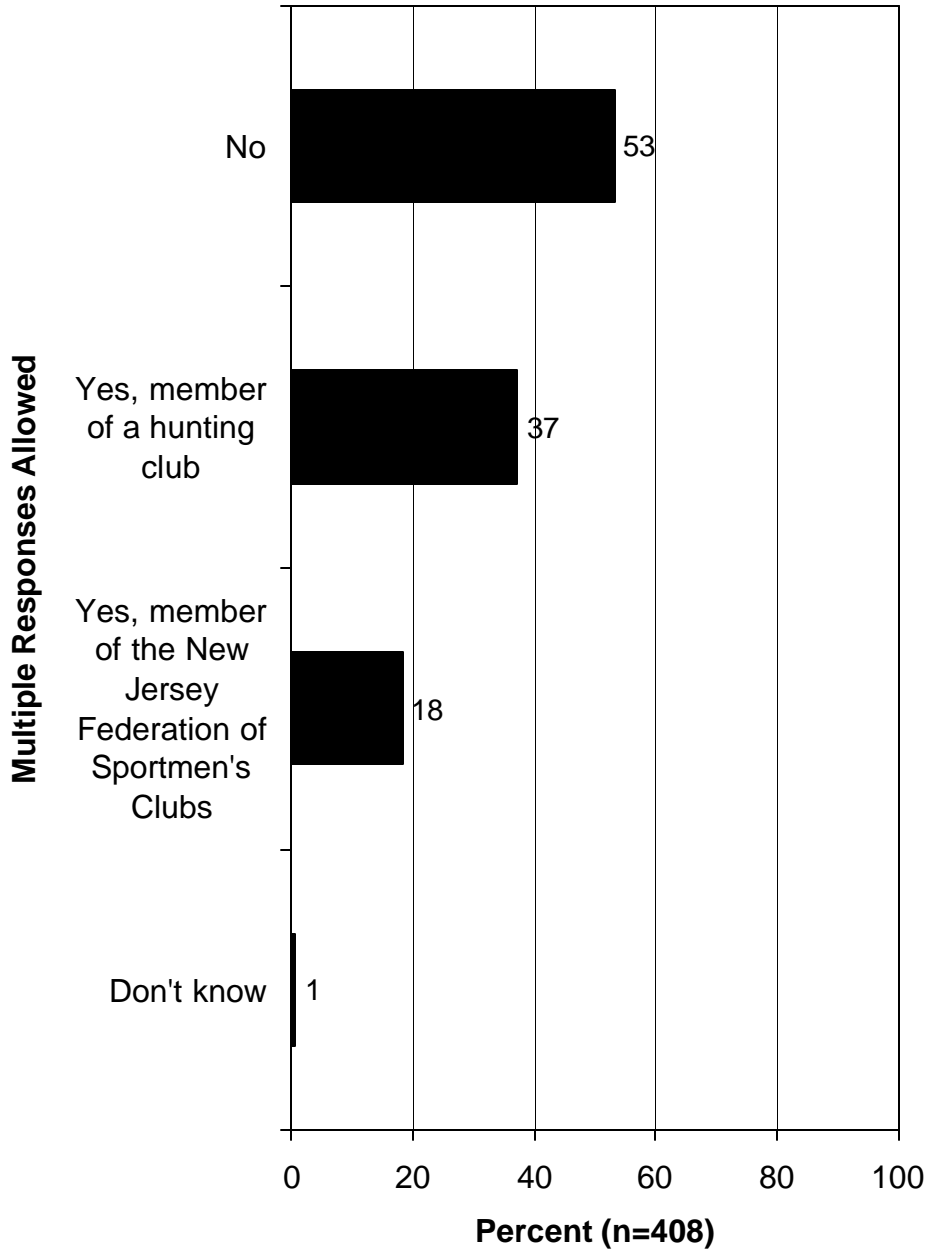
- Half of New Jersey deer hunters have had some college or trade school experience, and 33% have a bachelor's degree (including those with post graduate degrees as well).

- In general, household incomes among New Jersey deer hunters follow a bell curve, with the peak in the \$40,000 to \$59,999 category.

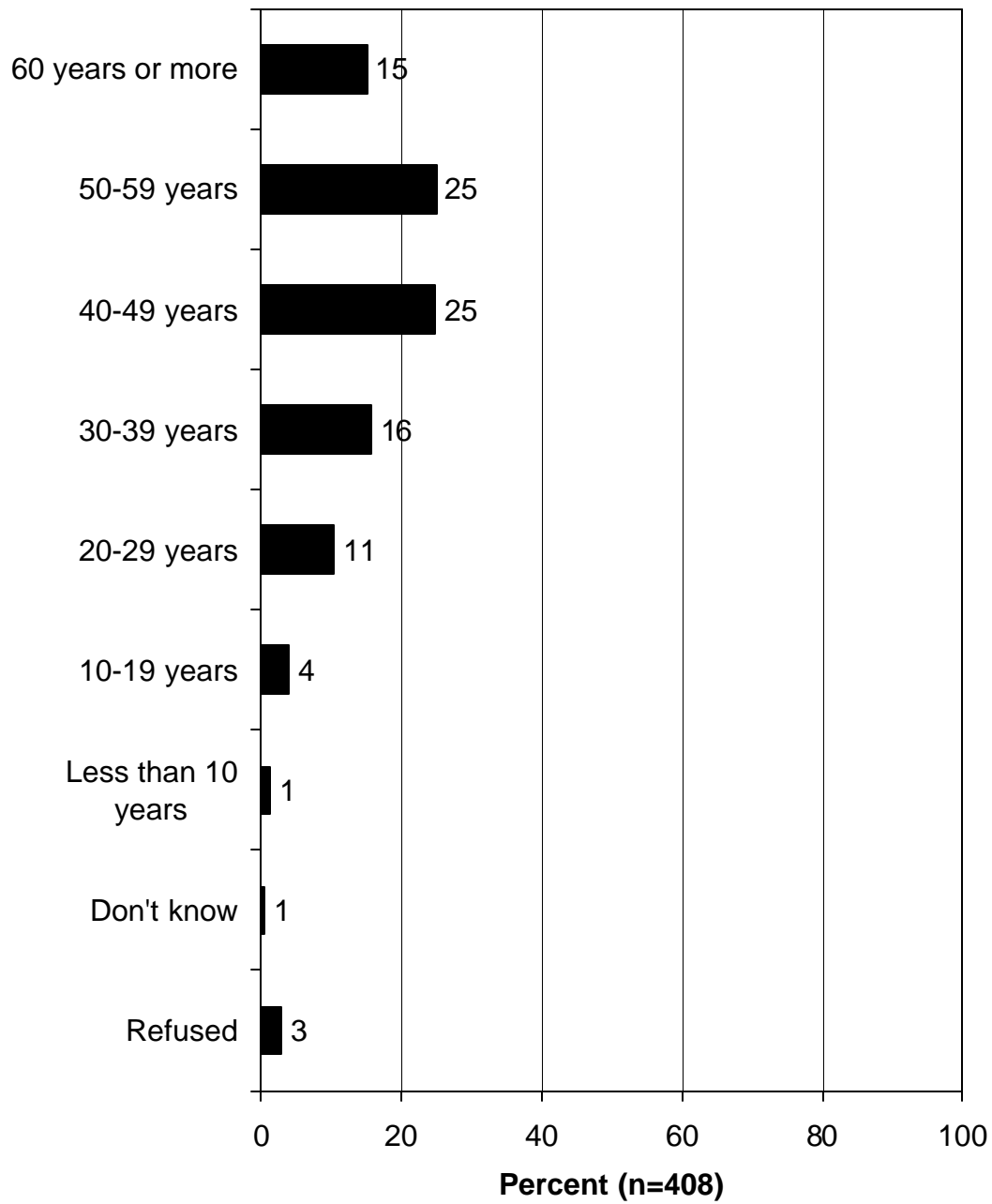
- Ages of respondents are shown. The average age is 47.5 years among deer hunters.

- The sample of deer hunters was overwhelmingly male.

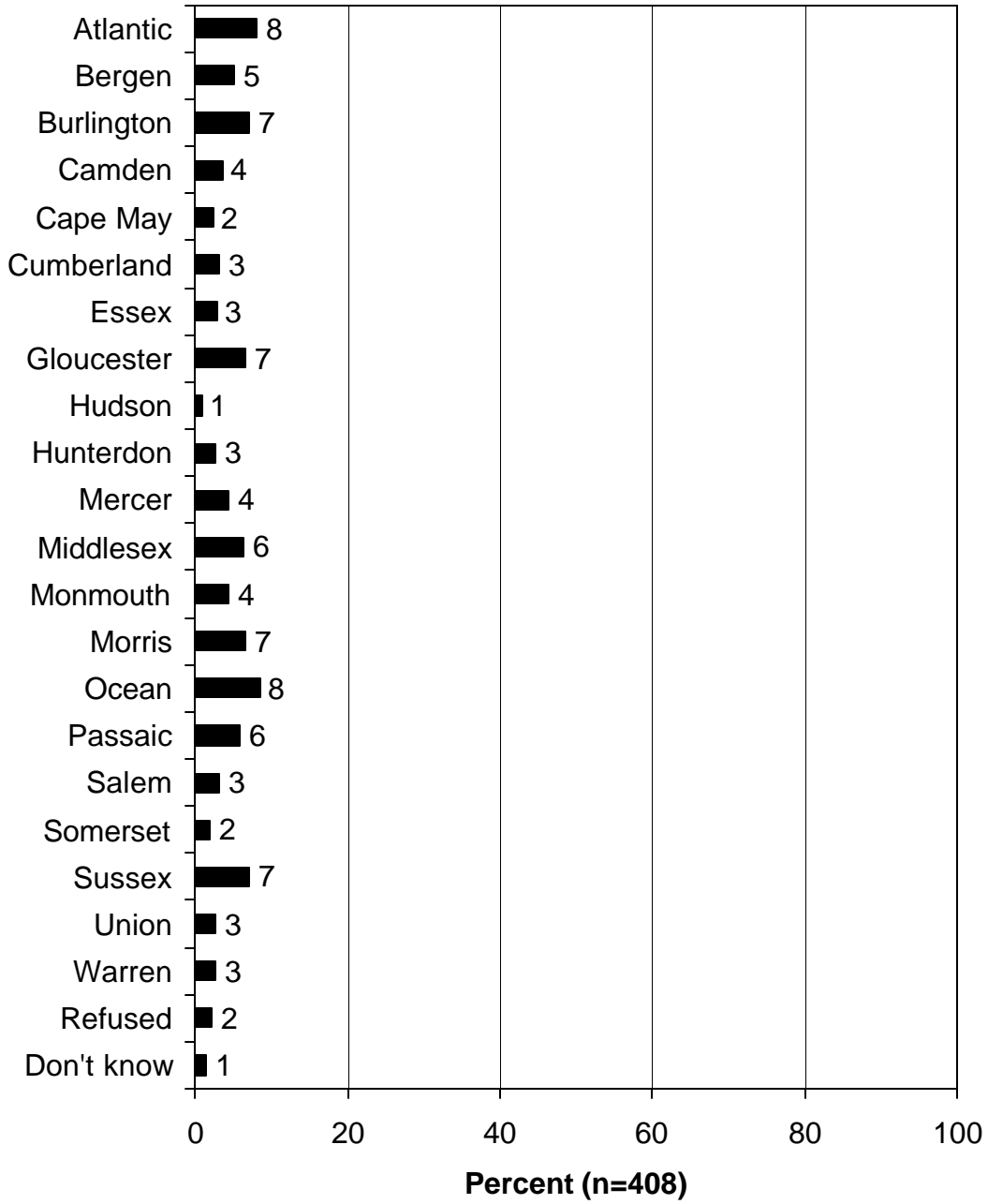
Q114. Are you a member of a hunting club or of the New Jersey Federation of Sportmen's Clubs?



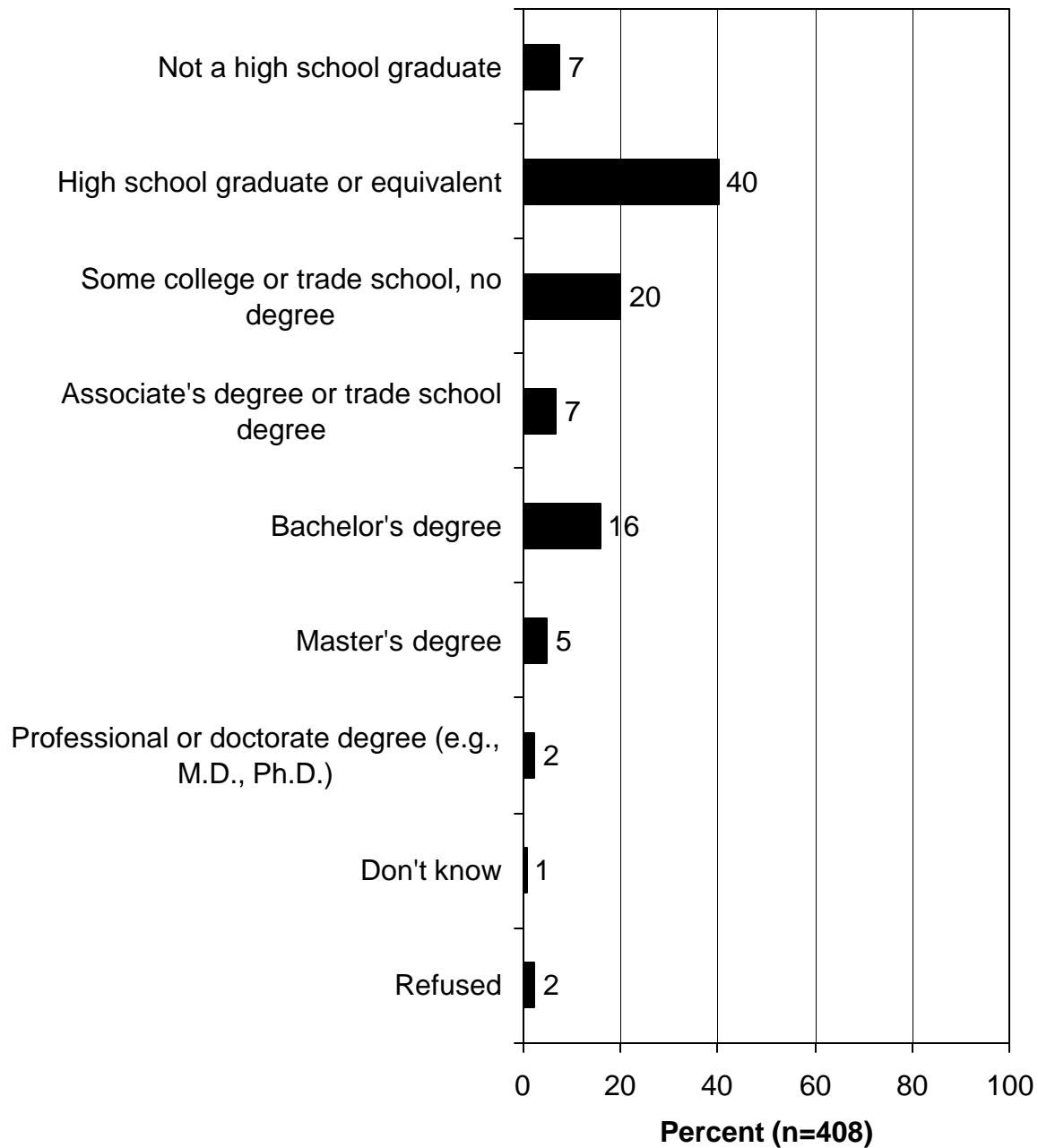
Q119. How many years have you lived in New Jersey?




Q122. In what county do you reside?

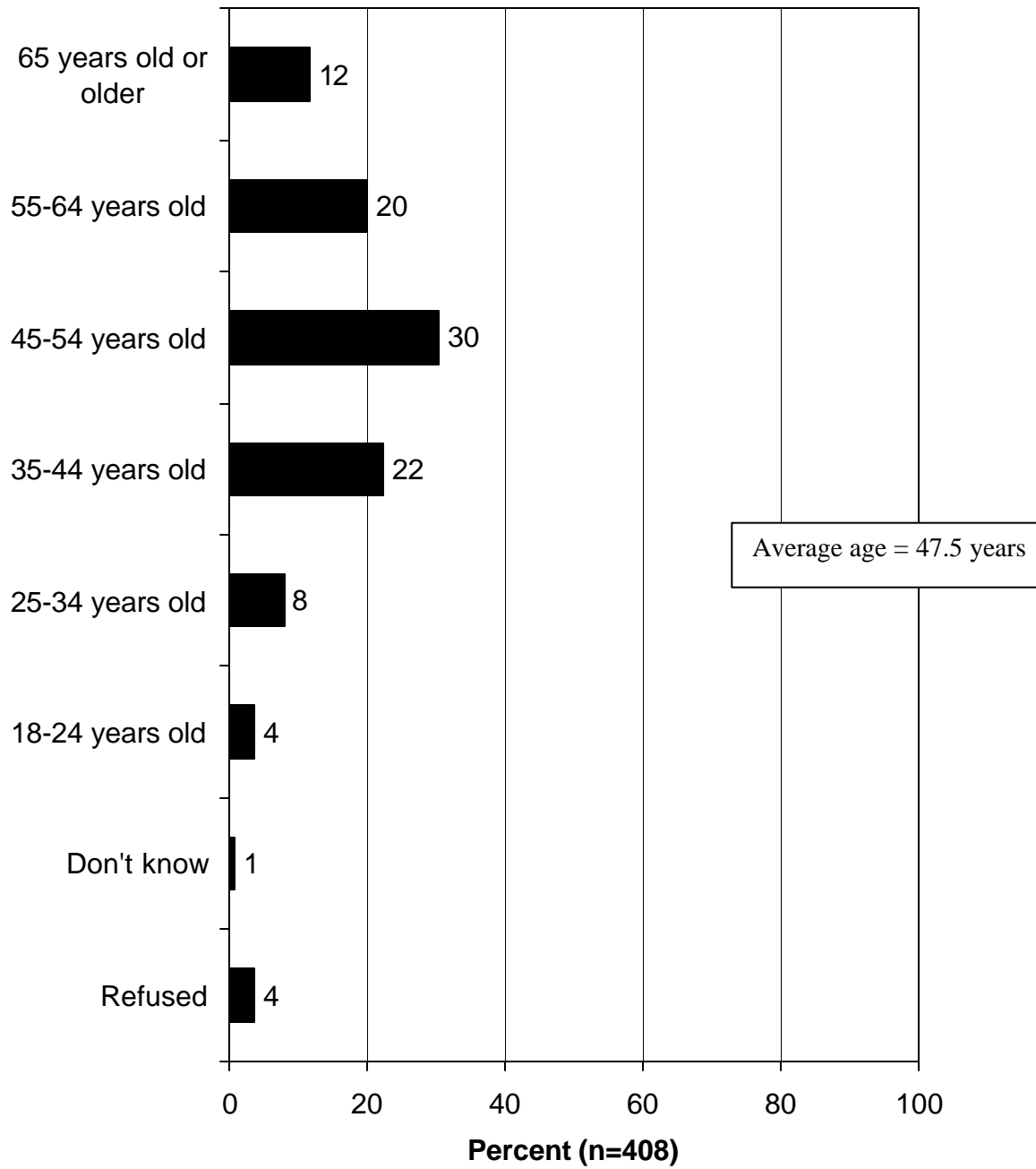


Q123. What is the highest level of education you have completed?

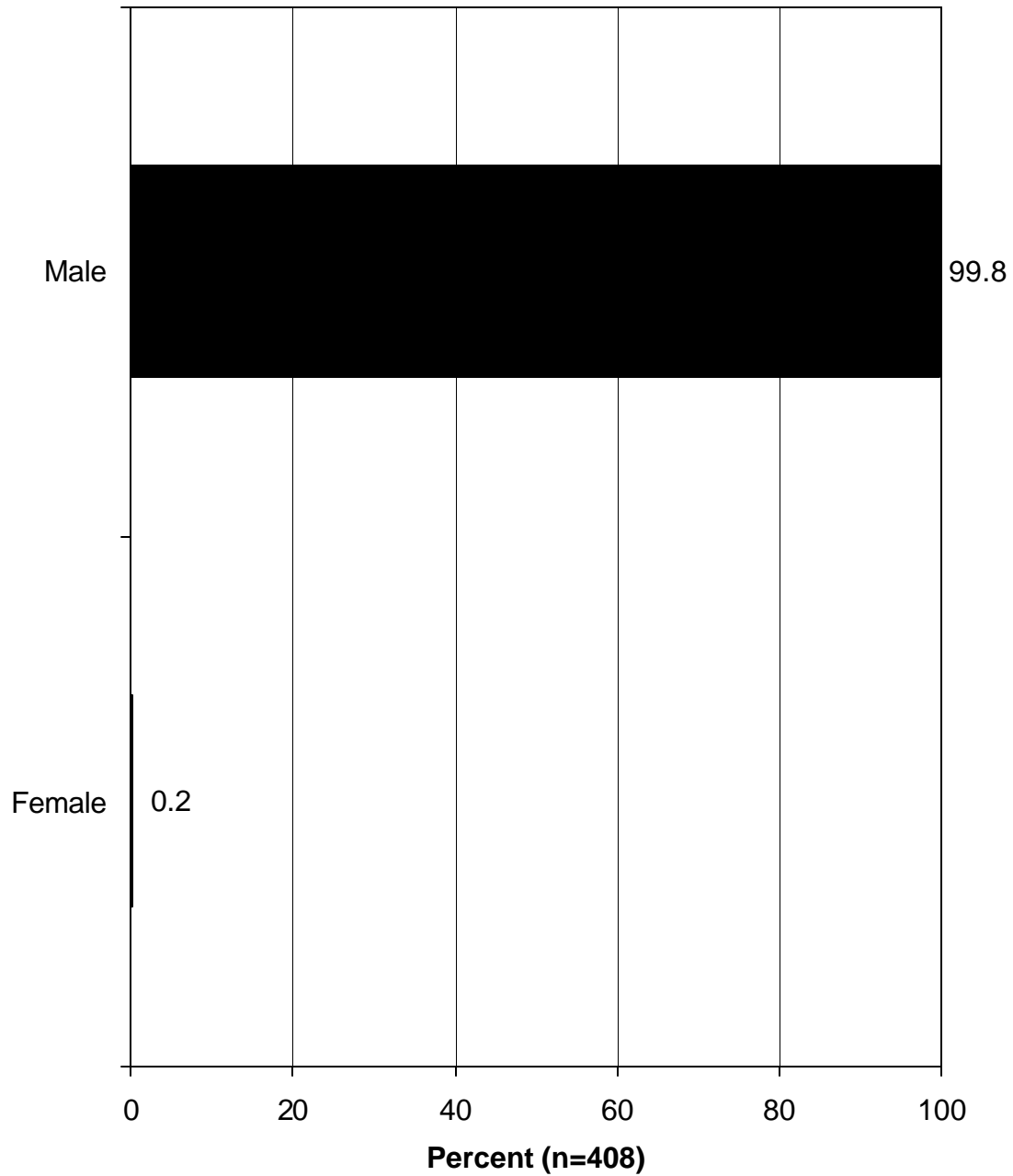


Q124. Which of these categories best describes your total household income before taxes last year?



Q125. May I ask your age?

Q131. Respondent's gender (not asked, but observed by interviewer).



ABOUT RESPONSIVE MANAGEMENT

Responsive Management is a nationally recognized public opinion and attitude survey research firm specializing in natural resource and outdoor recreation issues. Its mission is to help natural resource and outdoor recreation agencies and organizations better understand and work with their constituents, customers, and the public.

Utilizing its in-house, full-service, computer-assisted telephone and mail survey center with 45 professional interviewers, Responsive Management has conducted more than 1,000 telephone surveys, mail surveys, personal interviews, and focus groups, as well as numerous marketing and communications plans, needs assessments, and program evaluations on natural resource and outdoor recreation issues.

Clients include most of the federal and state natural resource, outdoor recreation, and environmental agencies, and most of the top conservation organizations. Responsive Management also collects attitude and opinion data for many of the nation's top universities, including the University of Southern California, Virginia Tech, Colorado State University, Auburn, Texas Tech, the University of California—Davis, Michigan State University, the University of Florida, North Carolina State University, Penn State, West Virginia University, and others.

Among the wide range of work Responsive Management has completed during the past 20 years are studies on how the general population values natural resources and outdoor recreation, and their opinions on and attitudes toward an array of natural resource-related issues. Responsive Management has conducted dozens of studies of selected groups of outdoor recreationists, including anglers, boaters, hunters, wildlife watchers, birdwatchers, park visitors, historic site visitors, hikers, and campers, as well as selected groups within the general population, such as landowners, farmers, urban and rural residents, women, senior citizens, children, Hispanics, Asians, and African-Americans. Responsive Management has conducted studies on environmental education, endangered species, waterfowl, wetlands, water quality, and the reintroduction of numerous species such as wolves, grizzly bears, the California condor, and the Florida panther.

Responsive Management has conducted research on numerous natural resource ballot initiatives and referenda and helped agencies and organizations find alternative funding and increase their memberships and donations. Responsive Management has conducted major agency and organizational program needs assessments and helped develop more effective programs based upon a solid foundation of fact. Responsive Management has developed Websites for natural resource organizations, conducted training workshops on the human dimensions of natural resources, and presented numerous studies each year in presentations and as keynote speakers at major natural resource, outdoor recreation, conservation, and environmental conferences and meetings.

Responsive Management has conducted research on public attitudes toward natural resources and outdoor recreation in almost every state in the United States, as well as in Canada, Australia, the United Kingdom, France, Germany, and Japan. Responsive Management routinely conducts surveys in Spanish and has also conducted surveys and focus groups in Chinese, Korean, Japanese, and Vietnamese.

Responsive Management's research has been featured in most of the nation's major media, including CNN's *Crossfire*, ESPN, *The Washington Post*, *The Washington Times*, *The New York Times*, *Newsweek*, *The Wall Street Journal*, and on the front page of *USA Today*.

Visit the Responsive Management Website at:
www.responsivemanagement.com